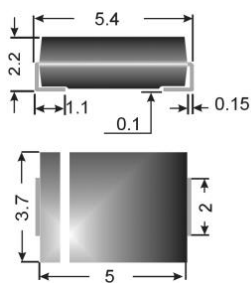


SA 2A ... SA 2M



Surface mount diode

Standard Avalanche Diodes

SA 2A ... SA 2M

Forward Current: 2 A

Reverse Voltage: 50 to 1000 V

Features

- Max. solder temperature: 260°C
- Plastic material has UL classification 94V-0

Mechanical Data

- Plastic case: SMB / DO-214AA
- Weight approx.: 0,1 g
- Terminals: plated terminals solderable per MIL-STD-750
- Mounting position: any
- Standard packaging: 3000 pieces per reel

1) Max. temperature of the terminals $T_T = 100^\circ\text{C}$

2) $I_F = 2\text{ A}$, $T_J = 25^\circ\text{C}$

3) $T_A = 25^\circ\text{C}$

4) Mounted on P.C. board with 50 mm² copper pads at each terminal

Type	Polarity color band	Repetitive peak reverse voltage V_{RRM} V	Surge peak reverse voltage V_{RSM} V	Maximum forward voltage $T_J = 25^\circ\text{C}$ $I_F = 2\text{ A}$ $V_F^{(2)}$ V	Maximum reverse recovery time $I_F = -\text{A}$ $I_R = -\text{A}$ $I_{RR} = -\text{A}$ t_{rr} ns
SA 2A	-	50	50	1,15	-
SA 2B	-	100	100	1,15	-
SA 2D	-	200	200	1,15	-
SA 2G	-	400	400	1,15	-
SA 2J	-	600	600	1,15	-
SA 2K	-	800	800	1,15	-
SA 2M	-	1000	1000	1,15	-

Absolute Maximum Ratings

$T_A = 25^\circ\text{C}$, unless otherwise specified

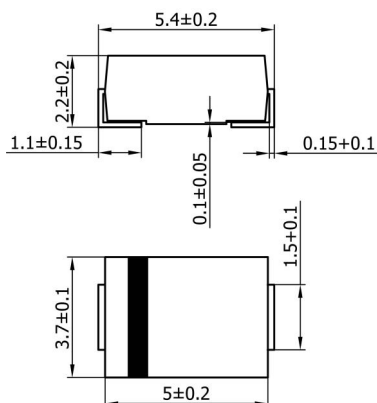
Symbol	Conditions	Values	Units
I_{FAV}	Max. averaged fwd. current, R-load, $T_T = 100^\circ\text{C}$ 1)	2	A
I_{FRM}	Repetitive peak forward current $f > 15\text{ Hz}$ 1)	10	A
I_{FSM}	Peak fwd. surge current 50 Hz half sinus-wave 3)	50	A
I^2t	Rating for fusing, $t < 10\text{ ms}$ 3)	12,5	A ² s
R_{thA}	Max. thermal resistance junction to ambient 4)	60	K/W
R_{thT}	Max. thermal resistance junction to terminals	15	K/W
T_J	Operating junction temperature	- 50 ... + 150	°C
T_s	Storage temperature	- 50 ... + 150	°C

Characteristics

$T_A = 25^\circ\text{C}$, unless otherwise specified

Symbol	Conditions	Values	Units
I_R	Maximum leakage current, $T_J = 25^\circ\text{C}$; $V_R = V_{RRM}$ $T_J = \text{°C}$; $V_R = V_{RRM}$	<1,5	µA
C_J	Typical junction capacitance (at MHz and applied reverse voltage of V)	-	pF
Q_{rr}	Reverse recovery charge ($U_R = V$; $I_F = A$; $dI_F/dt = A/ms$)	-	µC
E_{RSM}	Non repetitive peak reverse avalanche energy ($L = 40\text{ mH}$; $T_J = 25^\circ\text{C}$; inductive load switched off)	20	mJ

Dimensions in mm



case: SMB / DO-214AA

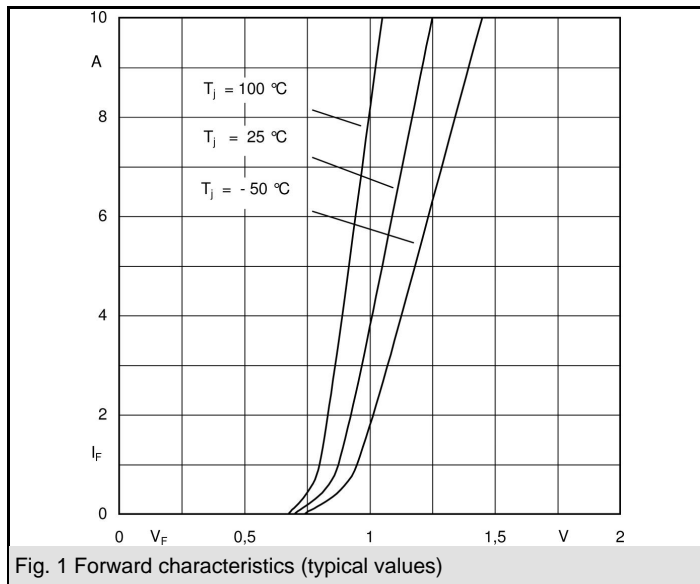


Fig. 1 Forward characteristics (typical values)

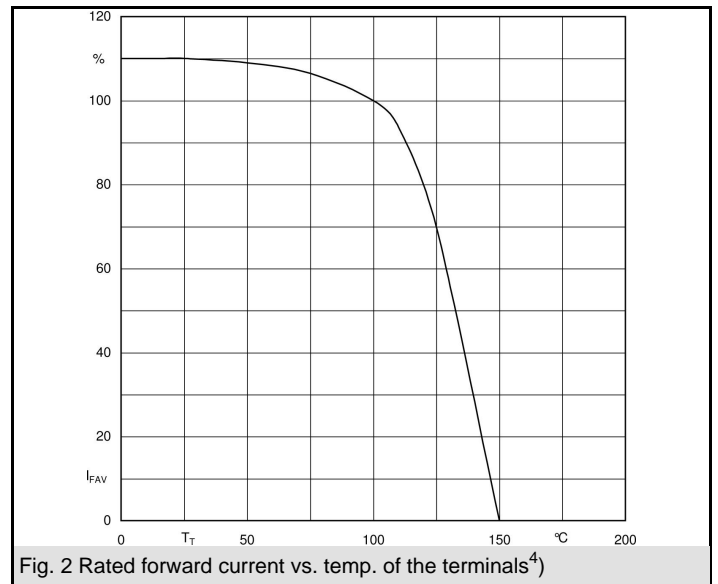


Fig. 2 Rated forward current vs. temp. of the terminals⁴⁾