

SK35GD12T4ET



SEMITOP® 3

IGBT Module

SK35GD12T4ET

Target Data

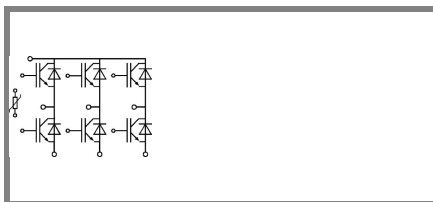
Features

- One screw mounting module
- Trench4 IGBT technology
- CAL4 technology FWD
- Integrated NTC temperature sensor

Typical Applications*

Remarks

- $V_{CE,sat}$, V_F = chip level value




GD-ET

Absolute Maximum Ratings		$T_s = 25\text{ °C}$, unless otherwise specified		
Symbol	Conditions	Values		Units
IGBT				
V_{CES}	$T_j = 25\text{ °C}$	1200		V
I_C	$T_j = 175\text{ °C}$	$T_s = 25\text{ °C}$	44	A
		$T_s = 70\text{ °C}$	35	A
I_{CRM}	$I_{CRM} = 3 \times I_{Cnom}$	105		A
V_{GES}		± 20		V
t_{psc}	$V_{CC} = 800\text{ V}$; $V_{GE} \leq 15\text{ V}$; $T_j = 150\text{ °C}$ $V_{CES} < 1200\text{ V}$	10		µs
Inverse Diode				
I_F	$T_j = 175\text{ °C}$	$T_s = 25\text{ °C}$	40	A
		$T_s = 70\text{ °C}$	31	A
I_{FRM}	$I_{FRM} = 3 \times I_{Fnom}$	105		A
I_{FSM}	$t_p = 10\text{ ms}$; half sine wave $T_j = 150\text{ °C}$	225		A
Module				
$I_{t(RMS)}$				A
T_{vj}		-40 ... +175		°C
T_{stg}		-40 ... +125		°C
V_{isol}	AC, 1 min.	2500		V

Characteristics		$T_s = 25\text{ °C}$, unless otherwise specified			
Symbol	Conditions	min.	typ.	max.	Units
IGBT					
$V_{GE(th)}$	$V_{GE} = V_{CE}$, $I_C = 1,2\text{ mA}$	5	5,8	6,5	V
I_{CES}	$V_{GE} = 0\text{ V}$, $V_{CE} = V_{CES}$	$T_j = 25\text{ °C}$	0,005		mA
		$T_j = 125\text{ °C}$			mA
I_{GES}	$V_{CE} = 0\text{ V}$, $V_{GE} = 20\text{ V}$	$T_j = 25\text{ °C}$	120		nA
		$T_j = 125\text{ °C}$			nA
V_{CE0}		$T_j = 25\text{ °C}$	1,1	1,3	V
		$T_j = 150\text{ °C}$	1	1,2	V
r_{CE}	$V_{GE} = 15\text{ V}$	$T_j = 25\text{ °C}$	21,4		mΩ
		$T_j = 150\text{ °C}$	35,7		mΩ
$V_{CE(sat)}$	$I_{Cnom} = 35\text{ A}$, $V_{GE} = 15\text{ V}$	$T_j = 25\text{ °C}_{chiplev.}$	1,85	2,05	V
		$T_j = 150\text{ °C}_{chiplev.}$	2,25	2,45	V
C_{ies}	$V_{CE} = 25$, $V_{GE} = 0\text{ V}$	$f = 1\text{ MHz}$	1,95		nF
C_{oes}			0,155		nF
C_{res}			0,115		nF
Q_G	$V_{GE} = -7V...+15V$	190		nC	
$t_{d(on)}$	$R_{Gon} = 22\text{ }\Omega$	$V_{CC} = 600V$ $I_C = 35A$	28		ns
t_r			25		ns
E_{on}			3,27	mJ	
$t_{d(off)}$	$R_{Goff} = 22\text{ }\Omega$ $di/dt = 2900\text{ A}/\mu s$	$T_j = 150\text{ °C}$ $V_{GE} = \pm 15\text{ V}$	303		ns
t_f			70		ns
E_{off}			3,3	mJ	
$R_{th(j-s)}$	per IGBT	1,21		K/W	

SK35GD12T4ET



SEMITOP[®] 3

IGBT Module

SK35GD12T4ET

Target Data

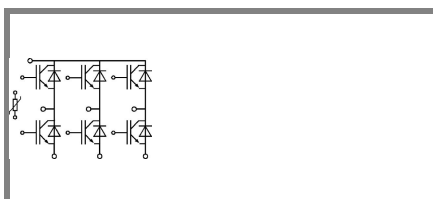
Features

- One screw mounting module
- Trench4 IGBT technology
- CAL4 technology FWD
- Integrated NTC temperature sensor

Typical Applications*

Remarks

- $V_{CE,sat}$, V_F = chip level value

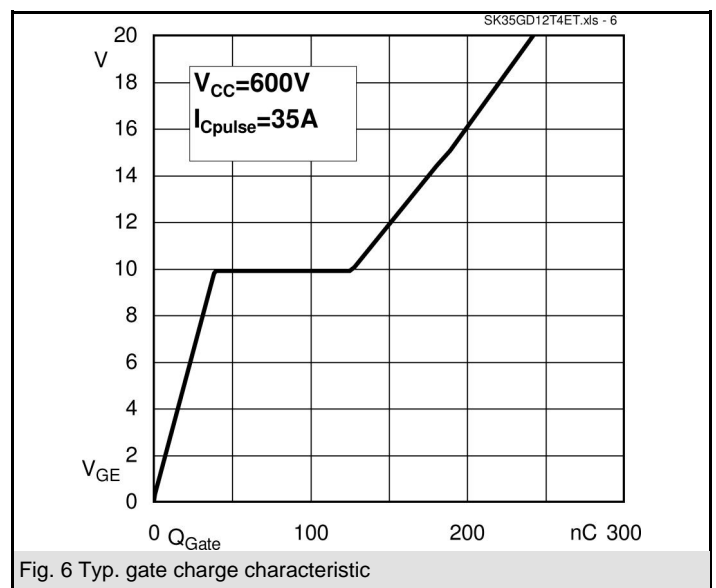
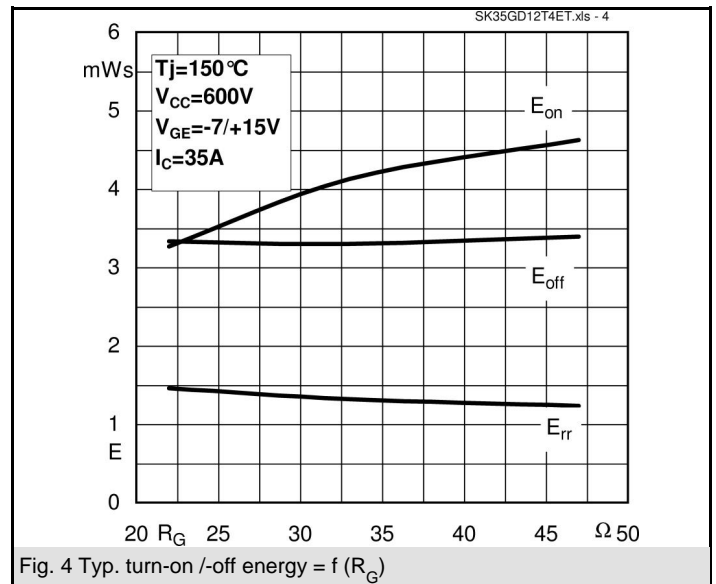
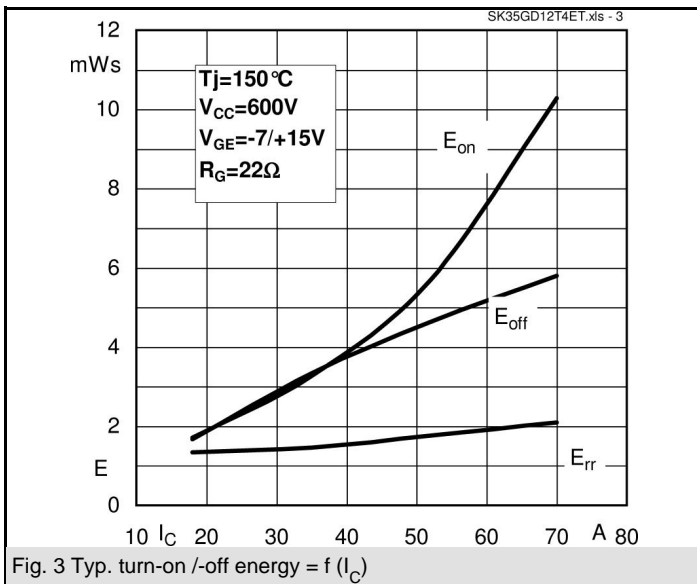
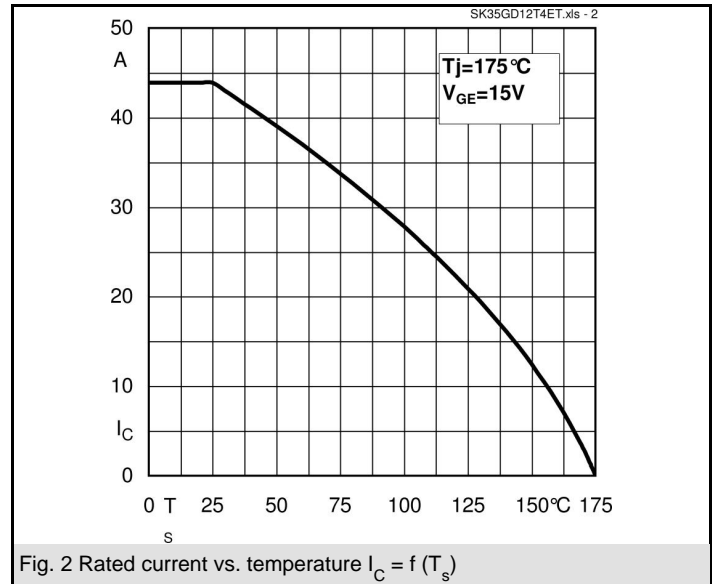
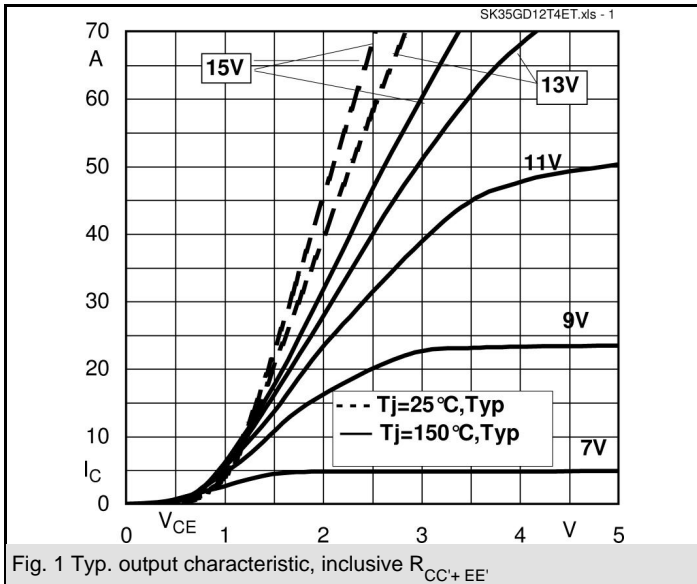


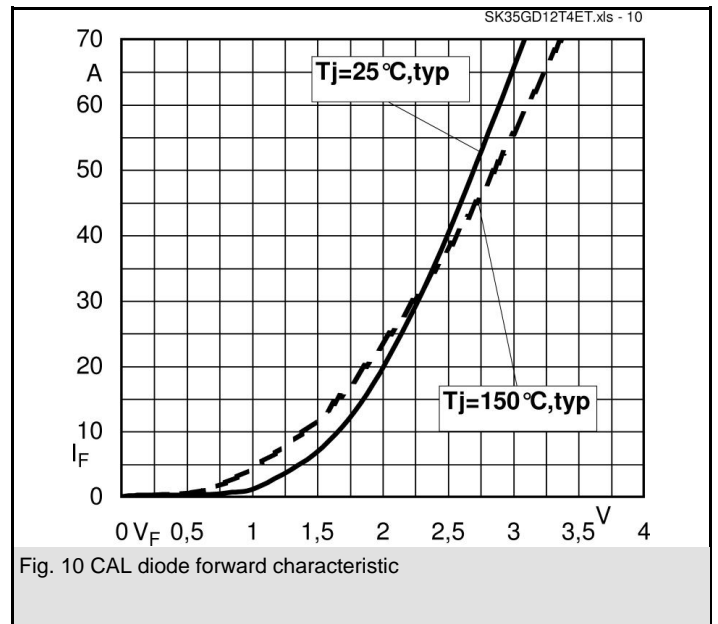
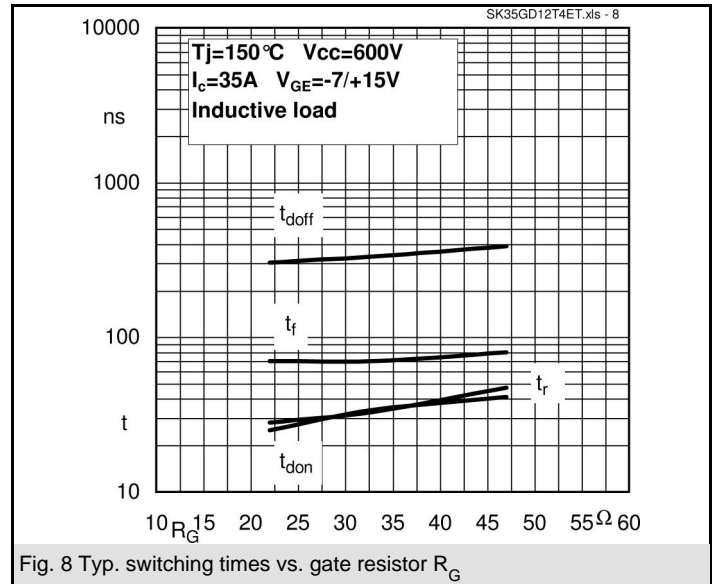
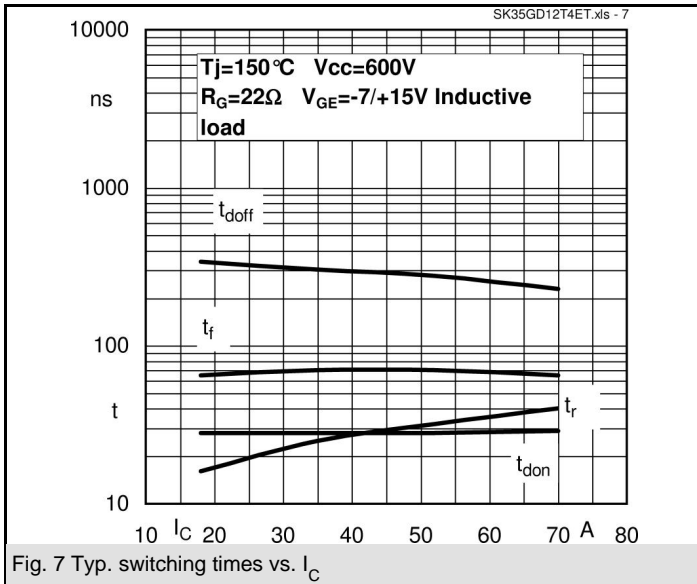
GD-ET

Characteristics				min.	typ.	max.	Units
Inverse Diode							
$V_F = V_{EC}$	$I_{Fnom} = 35 \text{ A}; V_{GE} = 0 \text{ V}$	$T_j = 25 \text{ }^\circ\text{C}_{\text{chiplev.}}$		2,3	2,62		V
		$T_j = 150 \text{ }^\circ\text{C}_{\text{chiplev.}}$		2,29	2,62		V
V_{F0}		$T_j = 25 \text{ }^\circ\text{C}$		1,3	1,5		V
		$T_j = 150 \text{ }^\circ\text{C}$		0,9	1,1		V
r_F		$T_j = 25 \text{ }^\circ\text{C}$		27	32		m Ω
		$T_j = 150 \text{ }^\circ\text{C}$		39,7	43,4		m Ω
I_{RRM}	$I_F = 35 \text{ A}$	$T_j = 150 \text{ }^\circ\text{C}$		30			A
Q_{rr}	$di/dt = 2900 \text{ A}/\mu\text{s}$			2			μC
E_{rr}	$V_{CC} = 600\text{V}$			1,46			mJ
$R_{th(j-s)D}$	per diode			1,55			K/W
M_s	to heat sink			2,25	2,5		Nm
w				30			g
Temperature sensor							
R_{100}	$T_s = 100^\circ\text{C}$ ($R_{25} = 5\text{k}\Omega$)			493 \pm 5%			Ω

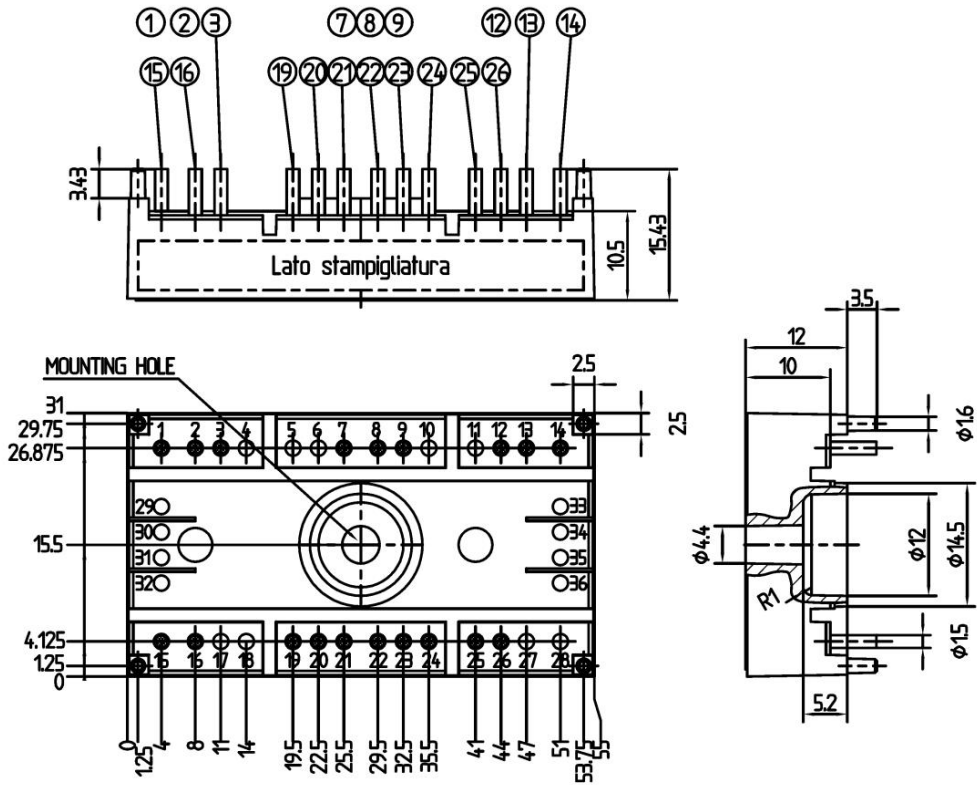
This is an electrostatic discharge sensitive device (ESDS), international standard IEC 60747-1, Chapter IX.

* The specifications of our components may not be considered as an assurance of component characteristics. Components have to be tested for the respective application. Adjustments may be necessary. The use of SEMIKRON products in life support appliances and systems is subject to prior specification and written approval by SEMIKRON. We therefore strongly recommend prior consultation of our personal.

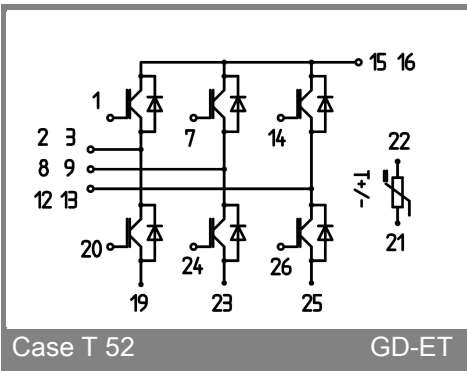




SK35GD12T4ET



Case T52 (Suggested hole diameter for solder pins and plastic mounting pins: 2mm)



Case T 52

GD-ET