

SKKD 162, SKKE 162



SEMIPACK[®] 2

Rectifier Diode Modules

SKKD 162

SKKE 162

Features

- Heat transfer through aluminium oxide ceramic isolated metal baseplate
- Hard soldered joints for high reliability
- UL recognized, file no. E 63 532

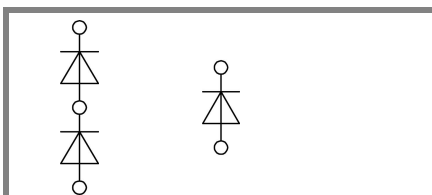
Typical Applications

- Non-controllable rectifiers for AC/AC converters
- Line rectifiers for transistorized AC motor controllers
- Field supply for DC motors

¹⁾ SKKD types only

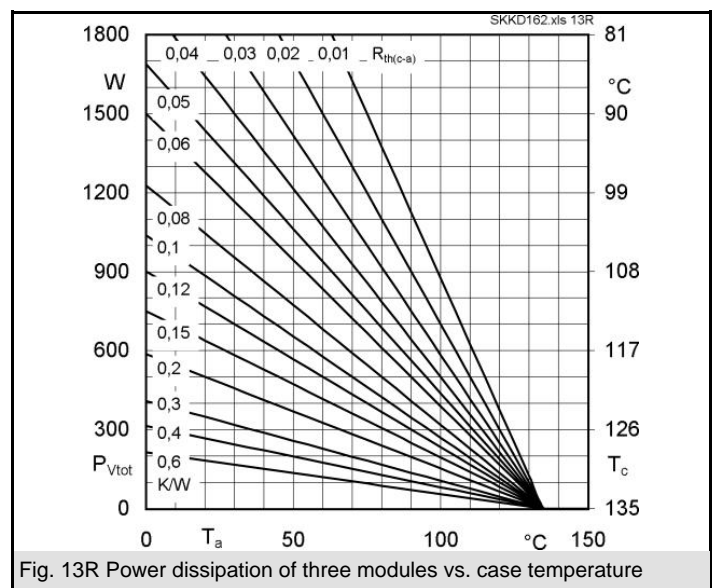
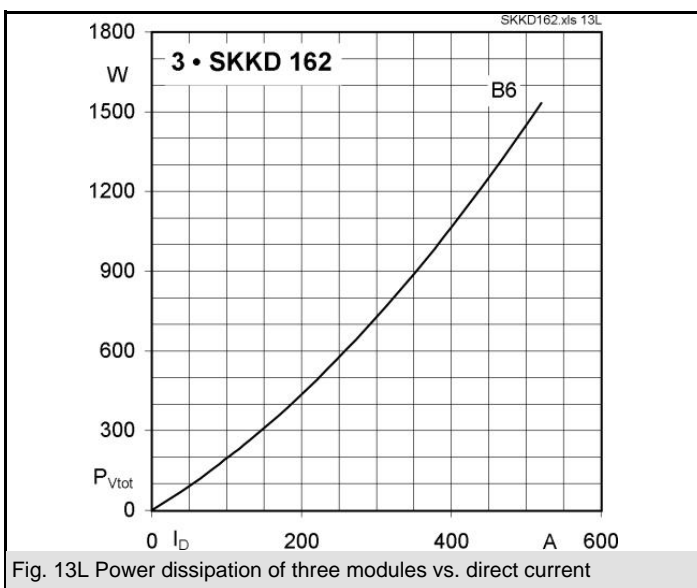
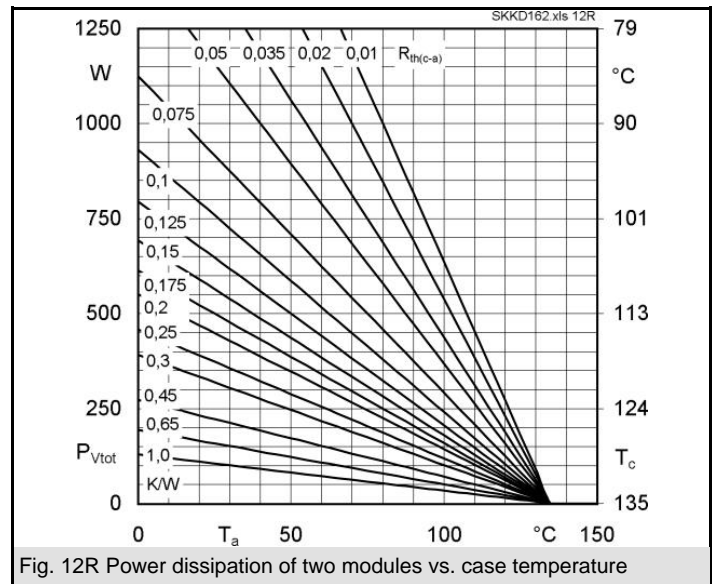
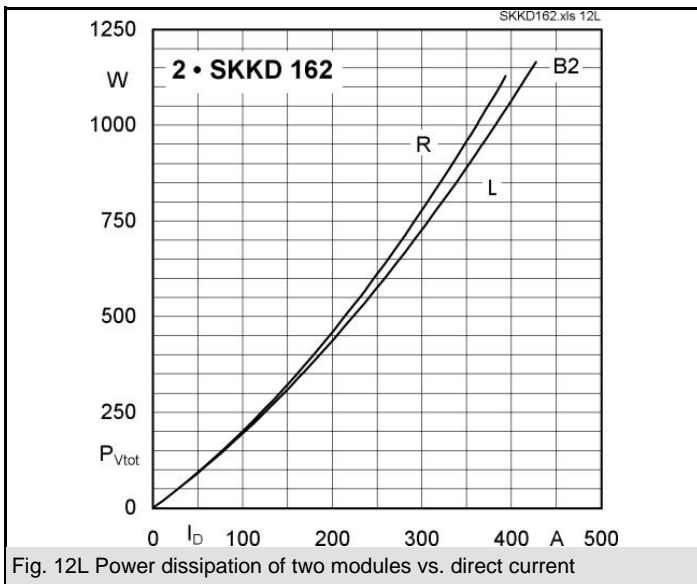
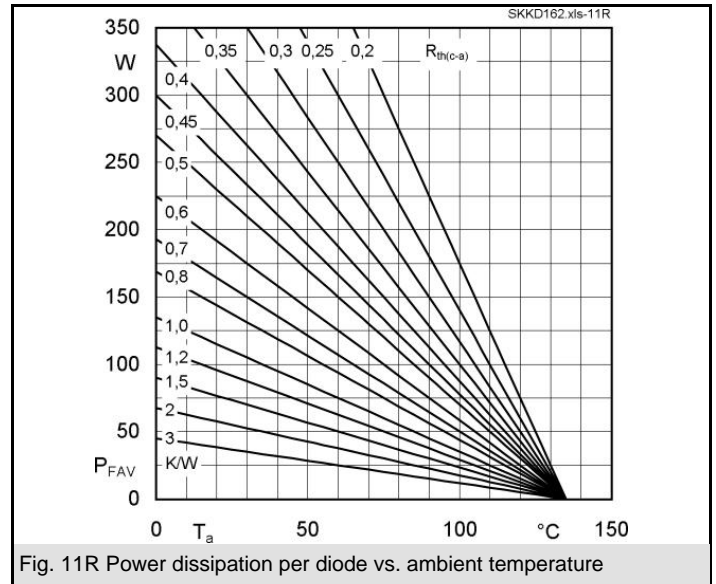
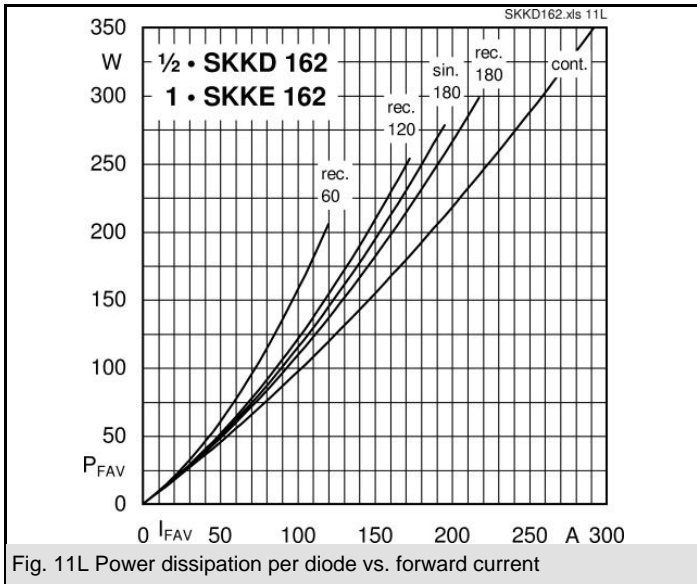
| V_{RSM} V | V_{RRM} V | $I_{FRMS} = 310$ A (maximum value for continuous operation) $I_{FAV} = 160$ A (sin. 180; $T_c = 95$ °C) | |
|----------------|----------------|--|-------------|
| 900 | 800 | SKKD 162/08 | SKKE 162/08 |
| 1300 | 1200 | SKKD 162/12 | SKKE 162/12 |
| 1500 | 1400 | SKKD 162/14 | SKKE 162/14 |
| 1700 | 1600 | SKKD 162/16 | SKKE 162/16 |
| 1900 | 1800 | SKKD 162/18 | SKKE 162/18 |
| 2100 | 2000 | SKKD 162/20H4 | |
| 2300 | 2200 | SKKD 162/22H4 | |

| Symbol | Conditions | Values | Units |
|---------------|---|----------------|------------------|
| I_{FAV} | sin. 180; $T_c = 85$ (100) °C | 195 (150) | A |
| I_D | P3/180; $T_a = 45$ °C; B2 / B6 | 90 / 115 | A |
| | P3/180F; $T_a = 35$ °C; B2 / B6 | 210 / 260 | A |
| I_{FSM} | $T_{vj} = 25$ °C; 10 ms | 6000 | A |
| | $T_{vj} = 125$ °C; 10 ms | 5000 | A |
| i^2t | $T_{vj} = 25$ °C; 8,3 ... 10 ms | 180000 | A ² s |
| | $T_{vj} = 125$ °C; 8,3 ... 10 ms | 125000 | A ² s |
| V_F | $T_{vj} = 25$ °C; $I_F = 500$ A | max. 1,5 | V |
| $V_{(TO)}$ | $T_{vj} = 135$ °C | 0,85 | V |
| r_T | $T_{vj} = 135$ °C | 1,2 | mΩ |
| I_{RD} | $T_{vj} = 135$ °C; $V_{RD} = V_{RRM}$ | max. 9 | mA |
| $R_{th(j-c)}$ | per diode / per module ¹⁾ | 0,18 / 0,09 | K/W |
| $R_{th(c-s)}$ | per diode / per module ¹⁾ | 0,1 / 0,05 | K/W |
| T_{vj} | | - 40 ... + 135 | °C |
| T_{stg} | | - 40 ... + 135 | °C |
| V_{isol} | a. c. 50 Hz; r.m.s.; 1 s / 1 min. | 3600 / 3000 | V~ |
| V_{isol} | a. c. 50 Hz; r.m.s.; 1 s / 1 min. for SKK ...H4 | 4800 / 4000 | V~ |
| M_s | to heatsink | 5 ± 15 % | Nm |
| M_t | to terminals | 5 ± 15 % | Nm |
| a | | 5 * 9,81 | m/s ² |
| m | approx. | 165 | g |
| Case | SKKD | A 23 | |
| | SKKE | A 24 | |

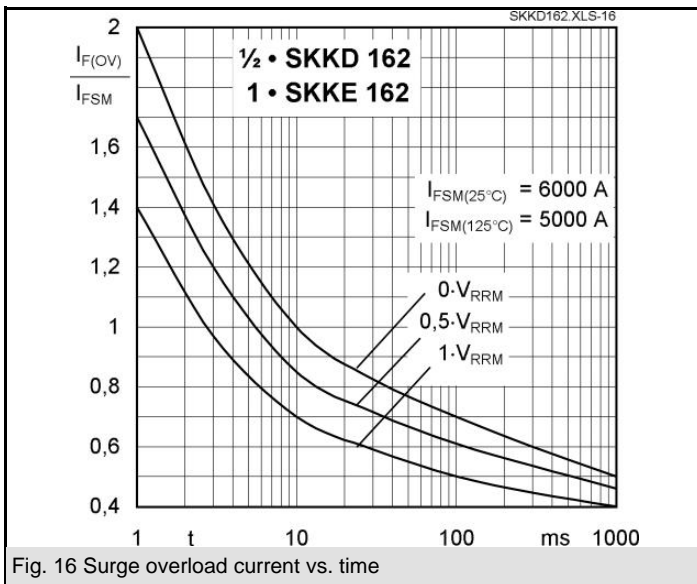
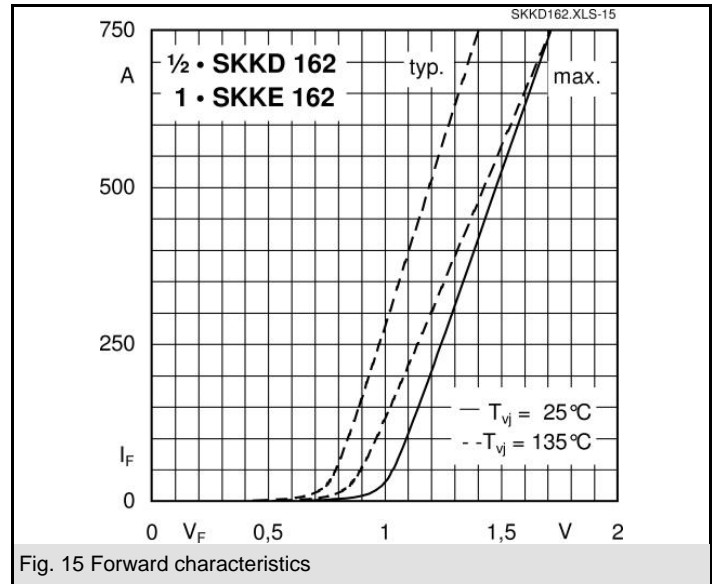
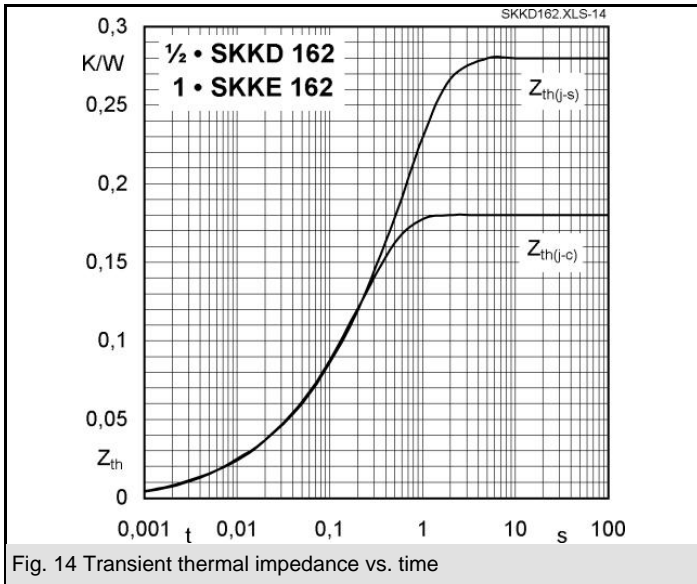


SKKD

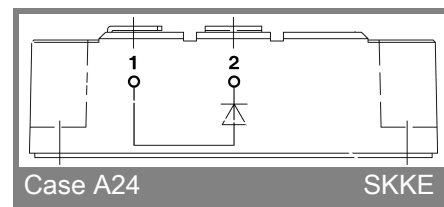
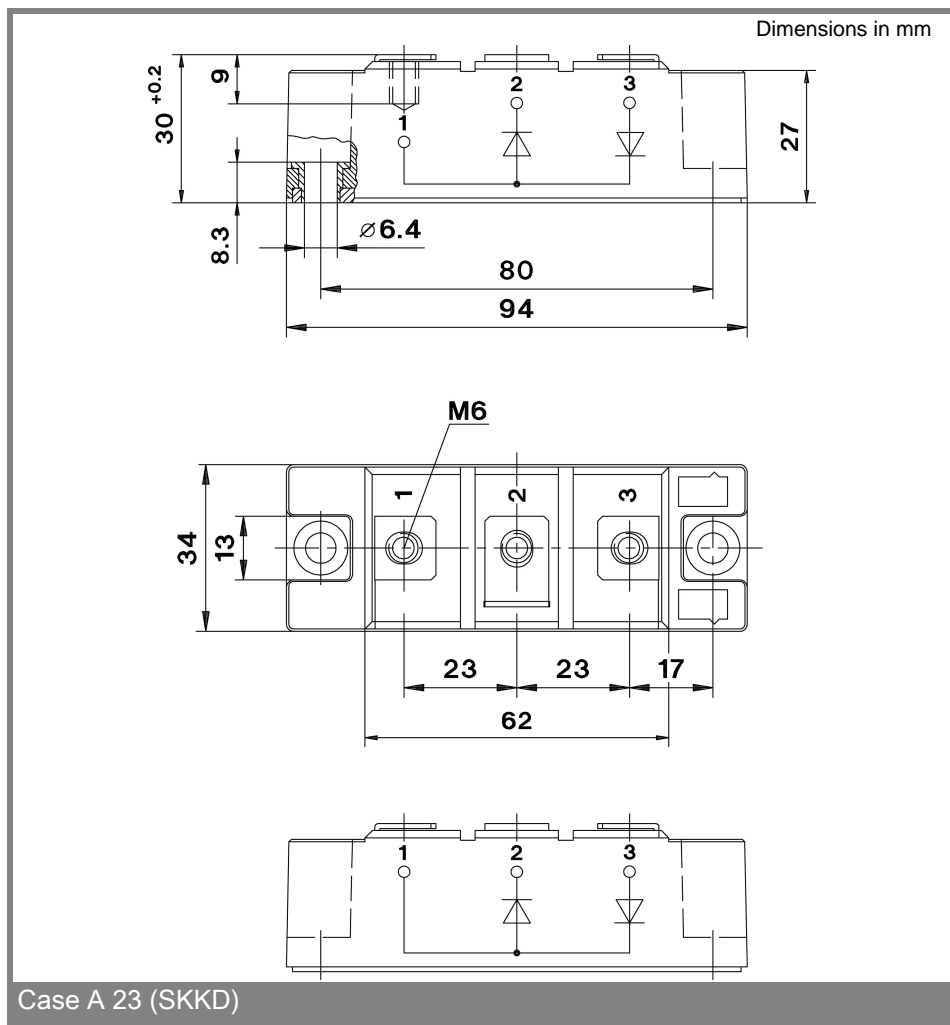
SKKE



SKKD 162, SKKE 162



SKKD 162, SKKE 162



This technical information specifies semiconductor devices but promises no characteristics. No warranty or guarantee expressed or implied is made regarding delivery, performance or suitability.