

SKKE 120F



SEMIPACK[®] 2

Fast Diode Modules

SKKE 120F

Features

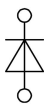
- CAL (controlled axial lifetime) chip technology, patent No. DE 43 10 44
- Heat transfer through ceramic isolated metal baseplate
- Very short recovery times
- Soft recovery
- Low switching losses
- UL recognized, file no. E 63 532

Typical Applications

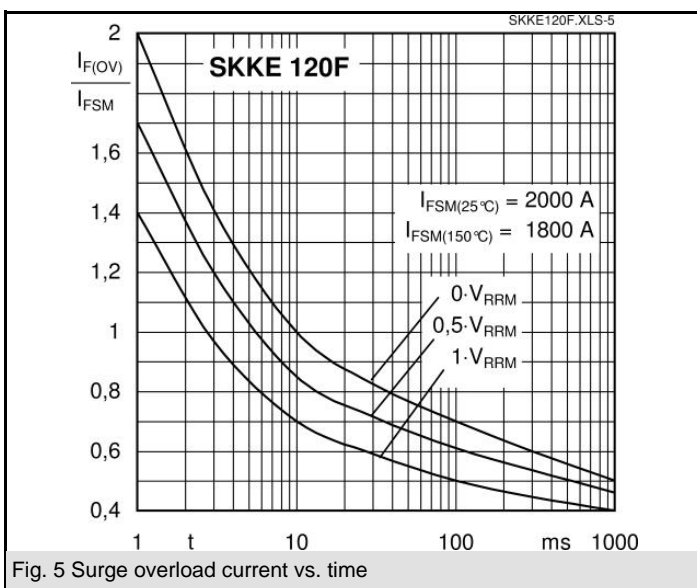
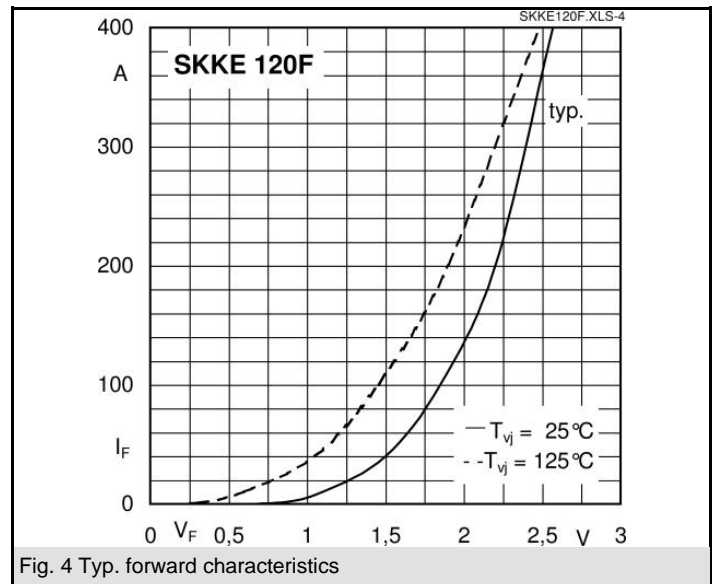
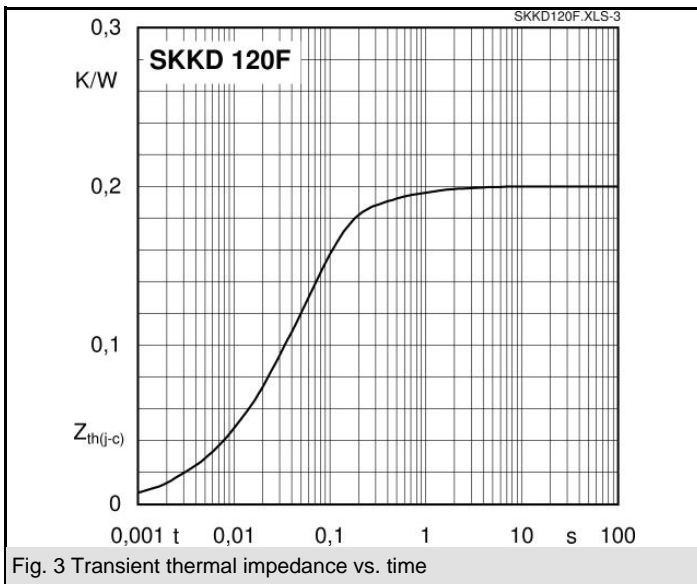
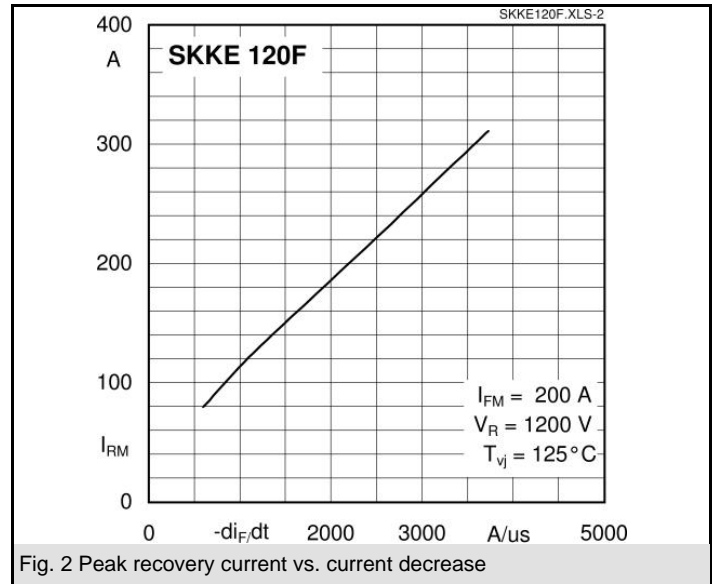
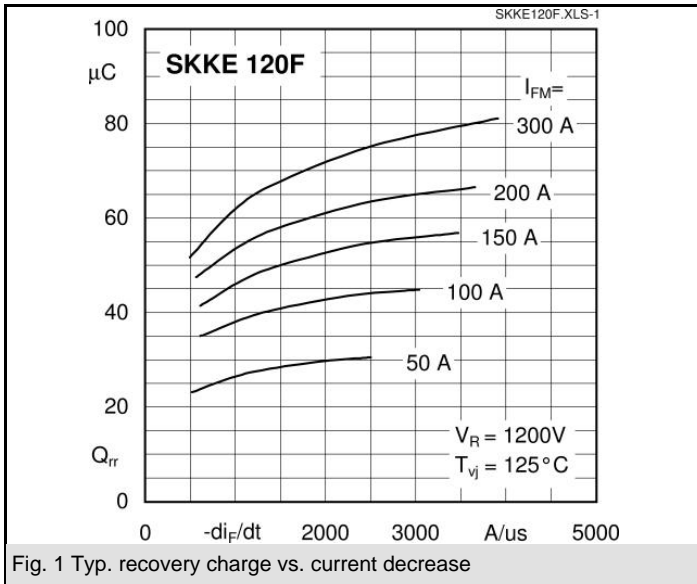
- Self-commutated inverters
- DC choppers
- AC motor speed control
- inductive heating
- Uninterruptible power supplies
- Electronic welders
- General power switching applications
- snubber and free wheeling circuits

V_{RSM} V	V_{RRM} V	$I_{FRMS} = 220$ A (maximum value for continuous operation) $I_{FAV} = 120$ A (sin. 180; 50 Hz; $T_c = 82$ °C)	
1700	1700	SKKE 120F17	

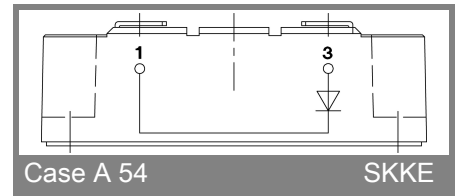
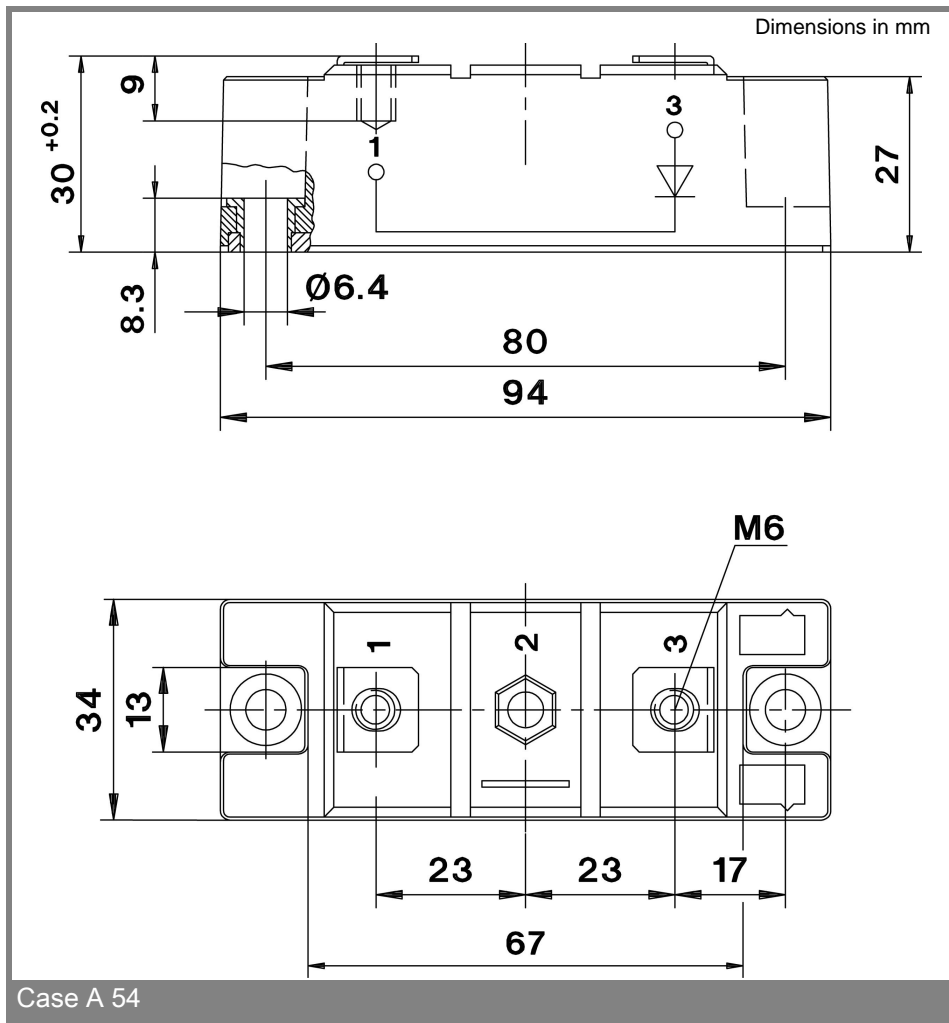
Symbol	Conditions	Values	Units
I_{FAV}	sin. 180; $T_c = 85$ (100) °C	116 (87)	A
I_{FSM}	$T_{vj} = 25$ °C; 10 ms	2000	A
	$T_{vj} = 150$ °C; 10 ms	1800	A
i^2t	$T_{vj} = 25$ °C; 8,3 ... 10 ms	20000	A ² s
	$T_{vj} = 150$ °C; 8,3 ... 10 ms	16200	A ² s
V_F	$T_{vj} = 25$ °C; $I_F = 200$ A	max. 2,7	V
$V_{(TO)}$	$T_{vj} = 150$ °C	max. 1,5	V
r_T	$T_{vj} = 150$ °C	max. 4,5	mΩ
I_{RD}	$T_{vj} = 25$ °C; $V_{RD} = V_{RRM}$	max. 0,4	mA
I_{RD}	$T_{vj} = 125$ °C; $V_{RD} = V_{RRM}$	max. 50	mA
Q_{rr}	$T_{vj} = 125$ °C, $I_F = 120$ A,	41	μC
I_{RM}	$-di/dt = 1000$ A/μs, $V_R = 1200$ V	110	A
t_{rr}		1020	ns
E_{rr}		10	mJ
$R_{th(j-c)}$		0,2	K/W
$R_{th(c-s)}$		0,05	K/W
T_{vj}		- 40 ... + 150	°C
T_{stg}		- 40 ... + 125	°C
V_{isol}	a. c. 50 Hz; r.m.s.; 1 s / 1 min.	4800 / 4000	V~
M_s	to heatsink	5 ± 15 %	Nm
M_t	to terminals	5 ± 15 %	Nm
a		5 * 9,81	m/s ²
m	approx.	160	g
Case		A 54	



SKKE



SKKE 120F



This technical information specifies semiconductor devices but promises no characteristics. No warranty or guarantee expressed or implied is made regarding delivery, performance or suitability.