

SKKT 122, SKKH 122



SEMIPACK[®] 2

Thyristor / Diode Modules

SKKT 122

SKKH 122

Features

- Heat transfer through aluminium oxide ceramic isolated metal baseplate
- Hard soldered joints for high reliability
- UL recognized, file no. E 63 532

Typical Applications

- DC motor control (e. g. for machine tools)
- Softstarter
- Temperature control (e. g. for ovens, chemical processes)
- Professional light dimming (studios, theaters)

1) See the assembly instructions

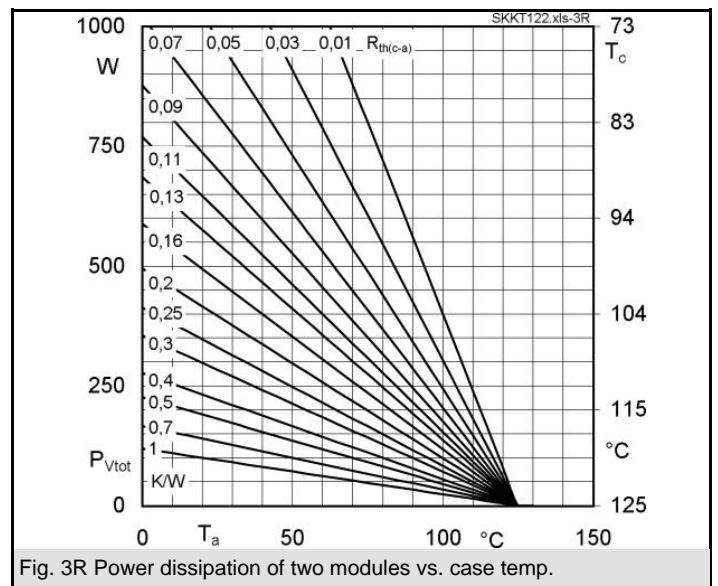
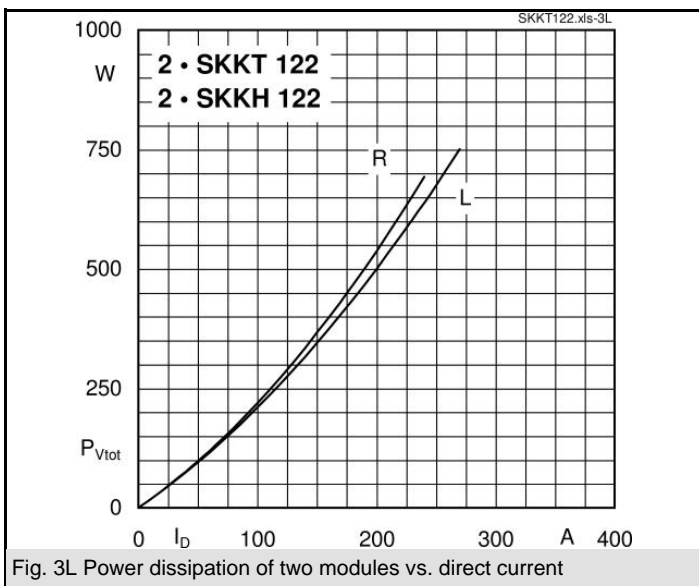
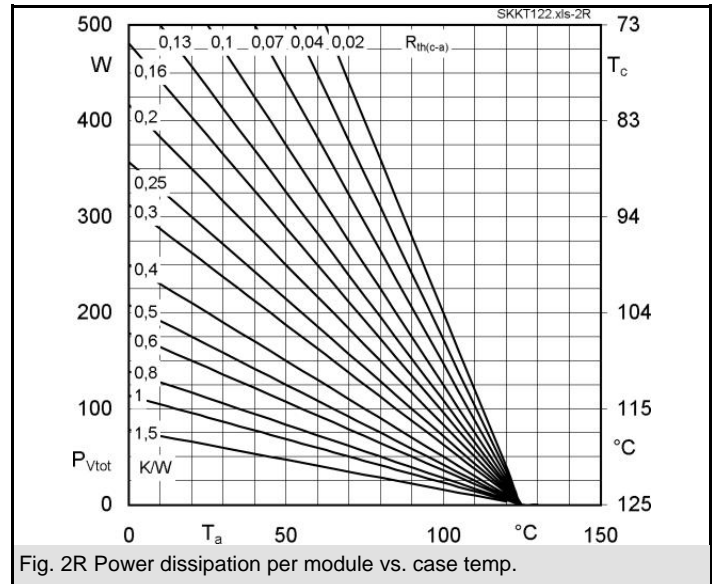
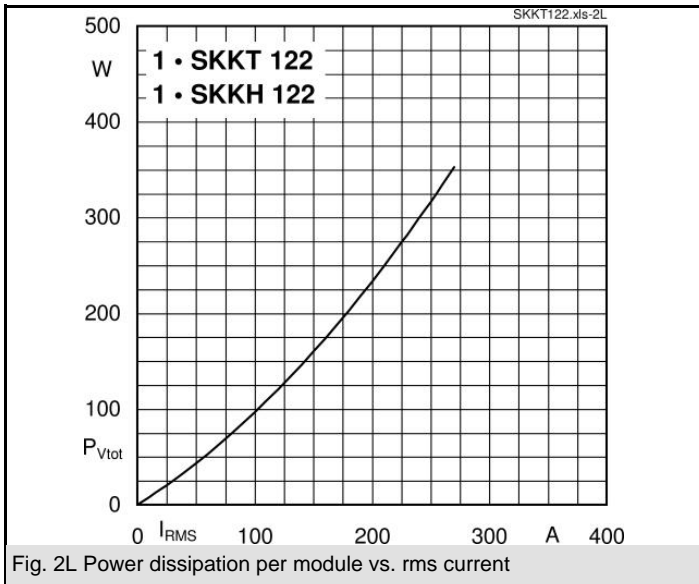
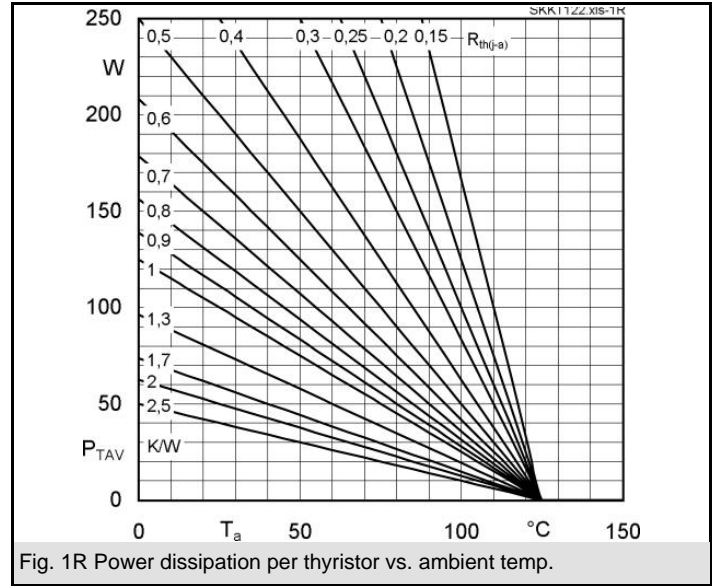
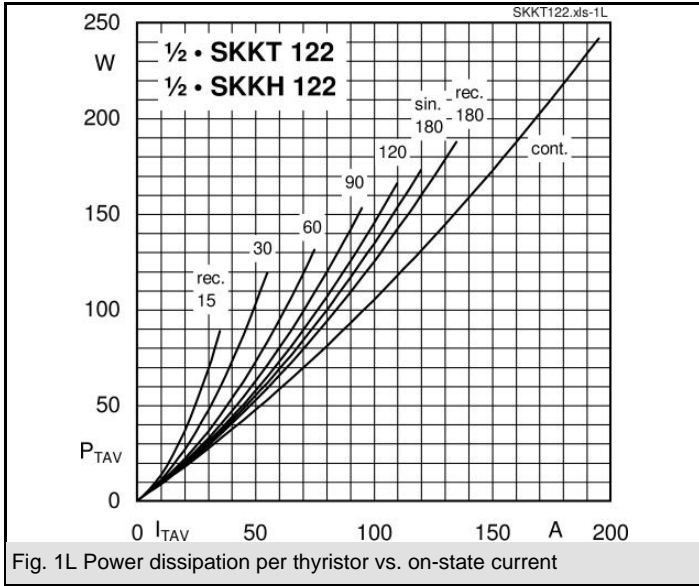
V_{RSM} V	V_{RRM}, V_{DRM} V	$I_{TRMS} = 195$ A (maximum value for continuous operation) $I_{TAV} = 122$ A (sin. 180; $T_c = 88$ °C)	
900	800	SKKT 122/08E	SKKH 122/08E
1300	1200	SKKT 122/12E	SKKH 122/12E
1500	1400	SKKT 122/14E	SKKH 122/14E
1700	1600	SKKT 122/16E	SKKH 122/16E
1900	1800	SKKT 122/18E	SKKH 122/18E

Symbol	Conditions	Values	Units
I_{TAV}	sin. 180; $T_c = 85$ (100) °C;	129 (92)	A
I_D	P3/180; $T_a = 45$ °C; B2 / B6	82 / 105	A
	P3/180F; $T_a = 35$ °C; B2 / B6	170 / 200	A
I_{RMS}	P3/180F; $T_a = 35$ °C; W1 / W3	235 / 3 * 160	A
I_{TSM}	$T_{vj} = 25$ °C; 10 ms	3600	A
	$T_{vj} = 125$ °C; 10 ms	3200	A
i^2t	$T_{vj} = 25$ °C; 8,3 ... 10 ms	64800	A ² s
	$T_{vj} = 125$ °C; 8,3 ... 10 ms	51200	A ² s
V_T	$T_{vj} = 25$ °C; $I_T = 360$ A	max. 1,55	V
$V_{T(TO)}$	$T_{vj} = 125$ °C	max. 0,85	V
r_T	$T_{vj} = 125$ °C	max. 2	mΩ
$I_{DD}; I_{RD}$	$T_{vj} = 125$ °C; $V_{RD} = V_{RRM}; V_{DD} = V_{DRM}$	max. 40	mA
t_{gd}	$T_{vj} = 25$ °C; $I_G = 1$ A; $di_G/dt = 1$ A/μs	1	μs
t_{gr}	$V_D = 0,67 * V_{DRM}$	2	μs
$(di/dt)_{cr}$	$T_{vj} = 125$ °C	max. 200	A/μs
$(dv/dt)_{cr}$	$T_{vj} = 125$ °C	max. 1000	V/μs
t_q	$T_{vj} = 125$ °C	120	μs
I_H	$T_{vj} = 25$ °C; typ. / max.	100 / 300	mA
I_L	$T_{vj} = 25$ °C; $R_G = 33$ Ω; typ. / max.	200 / 500	mA
V_{GT}	$T_{vj} = 25$ °C; d.c.	min. 2	V
I_{GT}	$T_{vj} = 25$ °C; d.c.	min. 150	mA
V_{GD}	$T_{vj} = 125$ °C; d.c.	max. 0,25	V
I_{GD}	$T_{vj} = 125$ °C; d.c.	max. 10	mA
$R_{th(j-c)}$	cont.; per thyristor / per module	0,2 / 0,1	K/W
$R_{th(j-c)}$	sin. 180; per thyristor / per module	0,21 / 0,105	K/W
$R_{th(j-c)}$	rec.120; per thyristor / per module	0,22 / 0,11	K/W
$R_{th(c-s)}$	per thyristor / per module	0,13 / 0,065	K/W
T_{vj}		- 40 ... + 125	°C
T_{stg}		- 40 ... + 125	°C
V_{isol}	a. c. 50 Hz; r.m.s.; 1 s / 1 min.	3600 / 3000	V~
M_s	to heatsink	5 ± 15 % ¹⁾	Nm
M_t	to terminal	5 ± 15 %	Nm
a		5 * 9,81	m/s ²
m	approx.	165	g
Case	SKKT	A 21	
	SKKH	A 22	

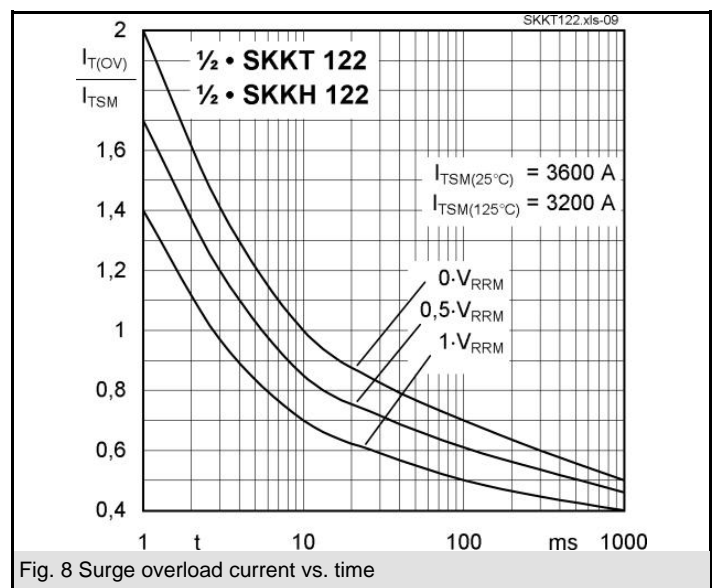
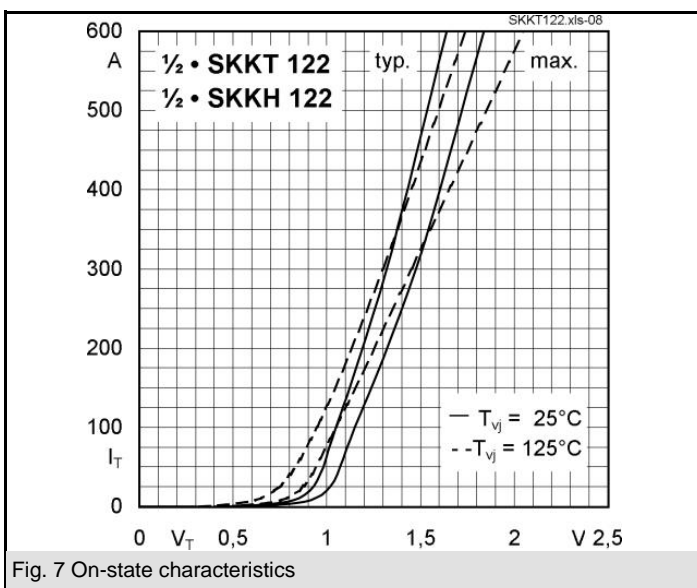
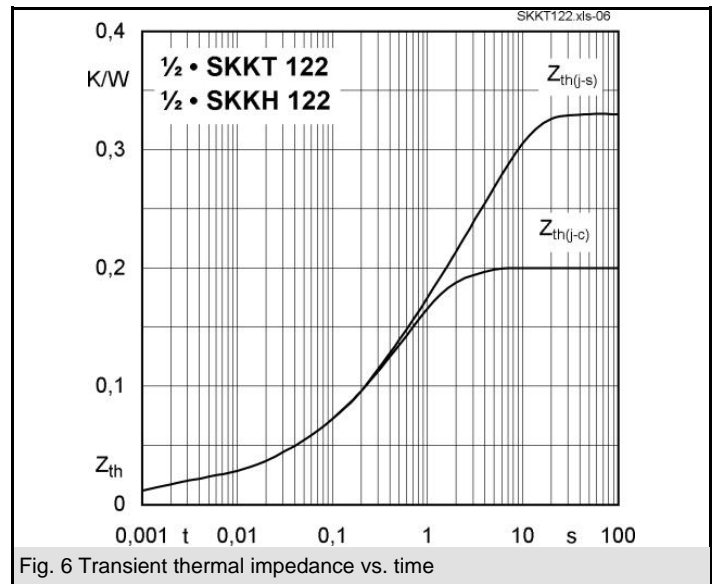
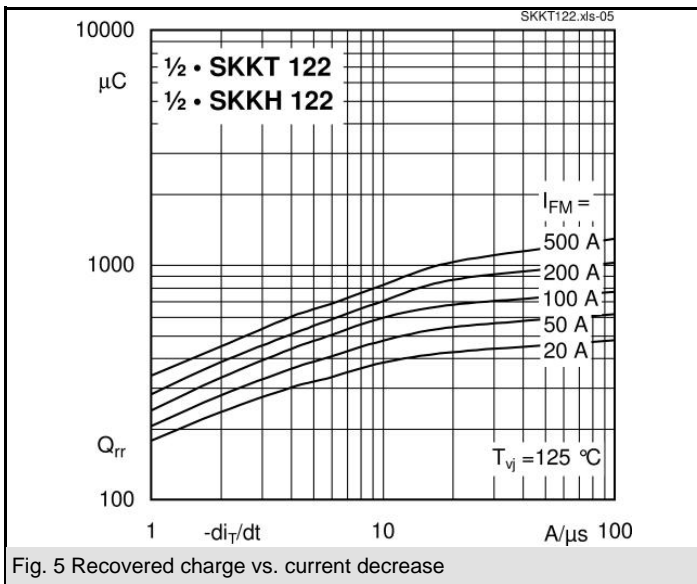
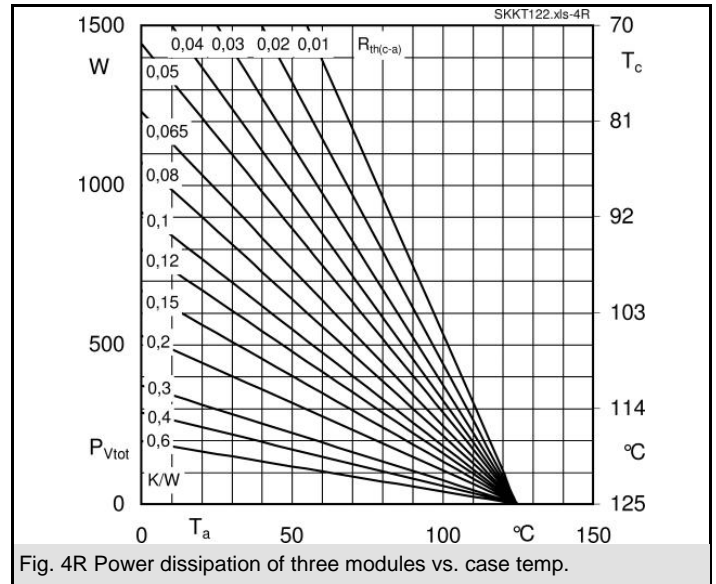
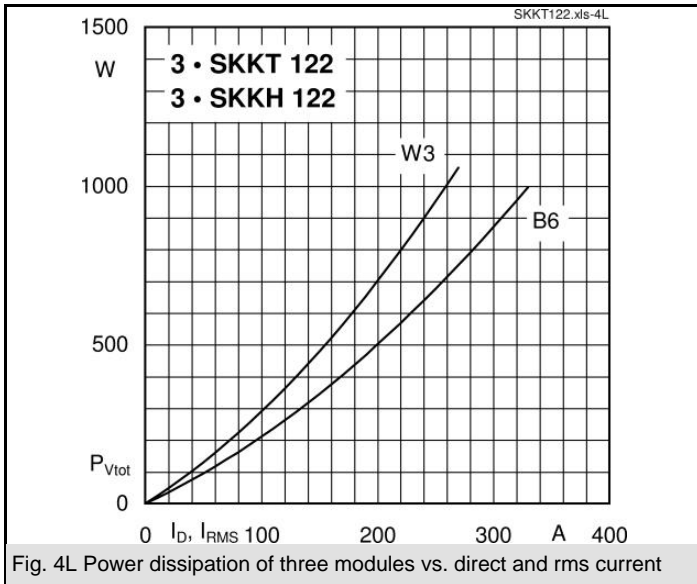


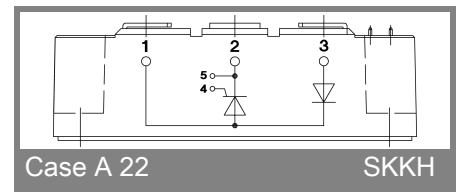
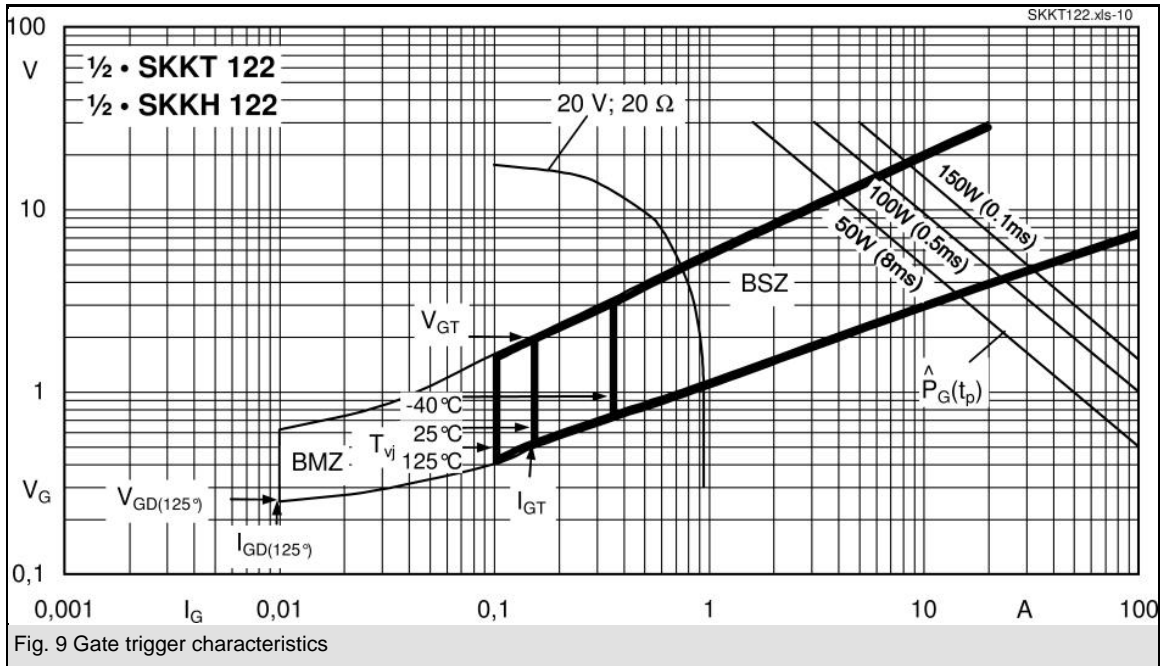
SKKT

SKKH



SKKT 122, SKKH 122





This technical information specifies semiconductor devices but promises no characteristics. No warranty or guarantee expressed or implied is made regarding delivery, performance or suitability.