

SKKT 27, SKKT 27B, SKKH 27



SEMIPACK[®] 1

Thyristor / Diode Modules

SKKT 27

SKKT 27B

SKKH 27

Features

- Heat transfer through aluminium oxide ceramic isolated metal baseplate
- Hard soldered joints for high reliability
- UL recognized, file no. E 63 532

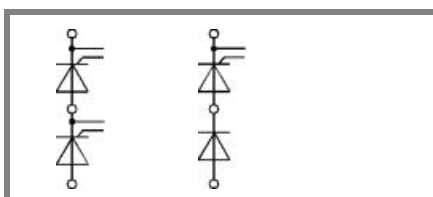
Typical Applications

- DC motor control (e. g. for machine tools)
- AC motor soft starters
- Temperature control (e. g. for ovens, chemical processes)
- Professional light dimming (studios, theaters)

1) See the assembly instructions

| V_{RSM} V | V_{RRM}, V_{DRM} V | $I_{TRMS} = 50$ A (maximum value for continuous operation) $I_{TAV} = 27$ A (sin. 180; $T_c = 82$ °C) | | |
|----------------|-------------------------|----------------------------------------------------------------------------------------------------------|-------------|-------------|
| 900 | 800 | SKKT 27/08E | SKKT 27B08E | SKKH 27/08E |
| 1300 | 1200 | SKKT 27/12E | SKKT 27B12E | SKKH 27/12E |
| 1500 | 1400 | SKKT 27/14E | SKKT 27B14E | SKKH 27/14E |
| 1700 | 1600 | SKKT 27/16E | SKKT 27B16E | SKKH 27/16E |
| 1900 | 1800 | | | SKKH 27/18E |

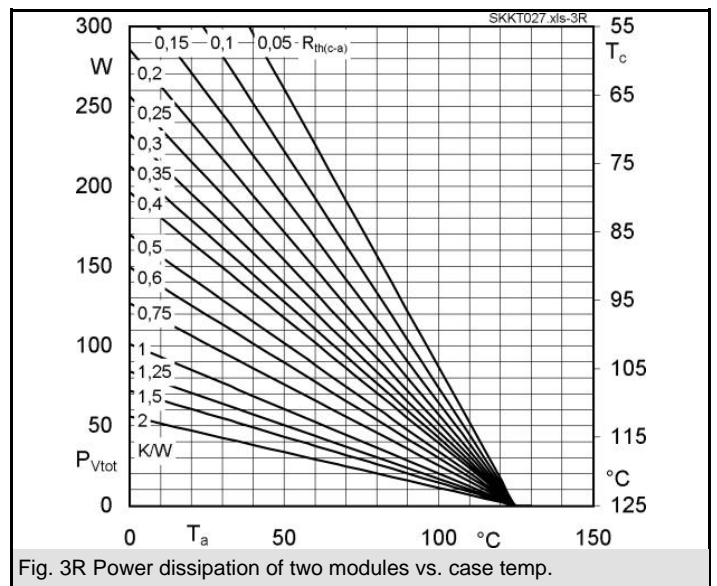
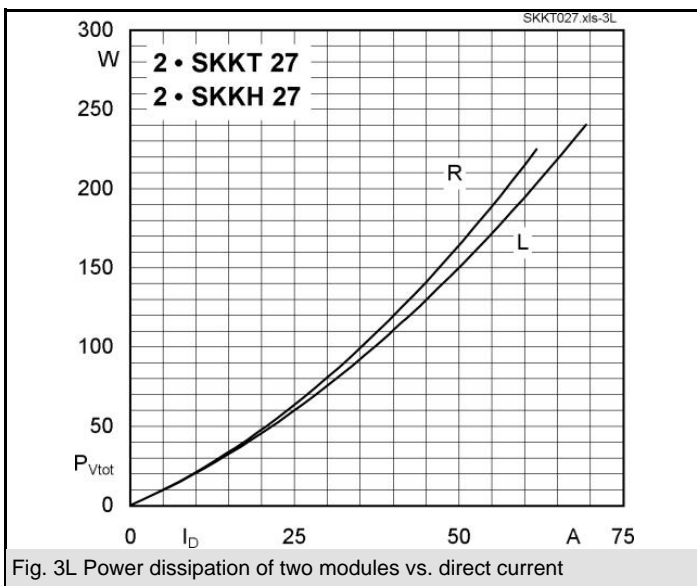
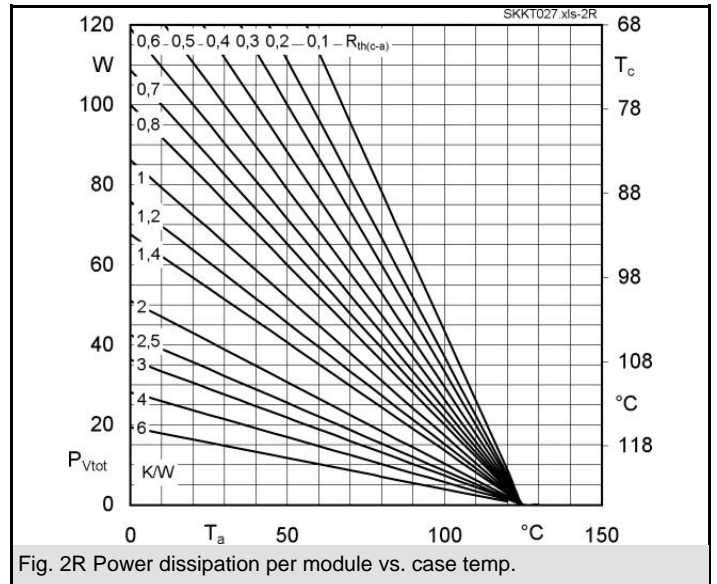
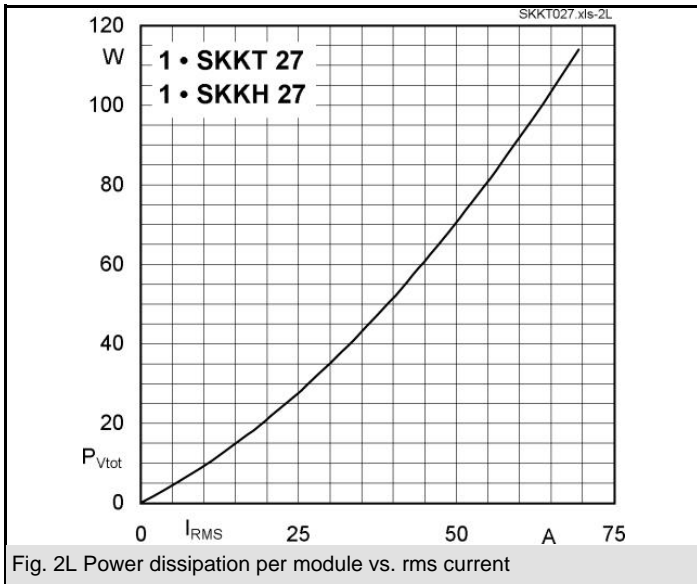
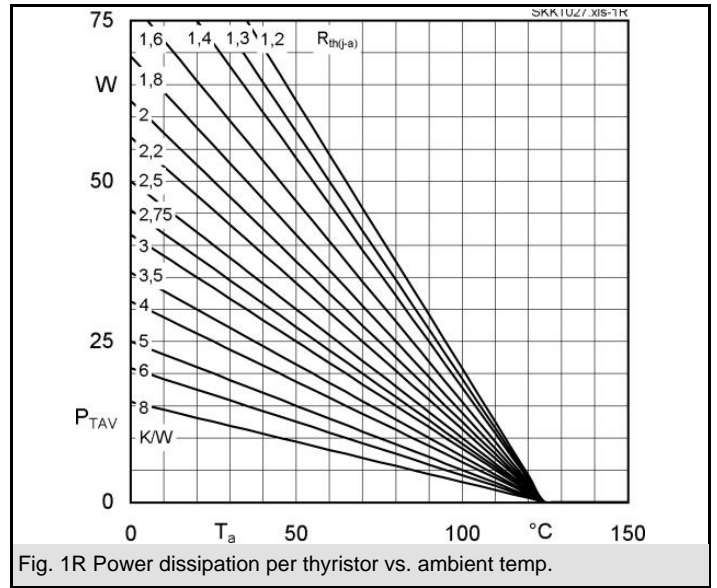
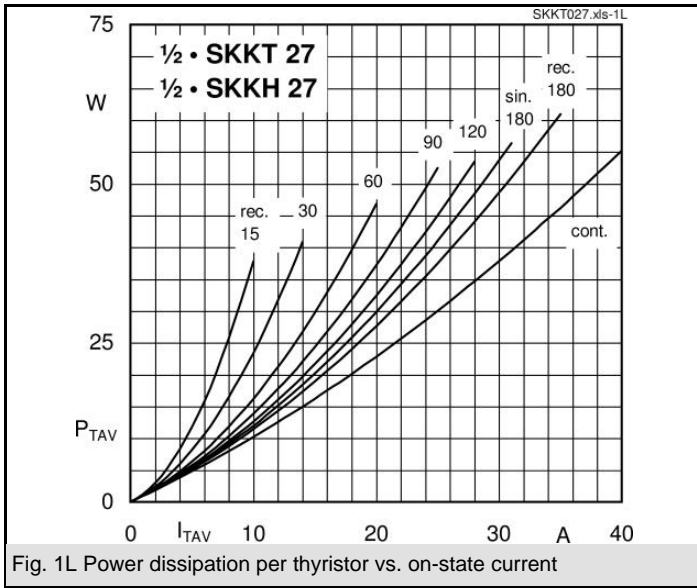
| Symbol | Conditions | Values | Units |
|------------------|---------------------------------------------------------------------|------------------------|------------------|
| I_{TAV} | sin. 180; $T_c = 85$ (100) °C | 25 (18) | A |
| I_D | P3/180; $T_a = 45$ °C; B2 / B6 P3/180F; $T_a = 35$ °C; B2 / B6 | 38 / 50 60 / 77 | A |
| I_{RMS} | P3/180; $T_a = 45$ °C; W1 / W3 | 52 / 3 x 37 | A |
| I_{TSM} | $T_{vj} = 25$ °C; 10 ms $T_{vj} = 125$ °C; 10 ms | 550 480 | A |
| i^2t | $T_{vj} = 25$ °C; 8,3 ... 10 ms $T_{vj} = 125$ °C; 8,3 ... 10 ms | 1500 1150 | A ² s |
| V_T | $T_{vj} = 25$ °C; $I_T = 75$ A | max. 1,8 | V |
| $V_{T(TO)}$ | $T_{vj} = 125$ °C | 0,9 | V |
| r_T | $T_{vj} = 125$ °C | 12 | mΩ |
| $I_{DD}; I_{RD}$ | $T_{vj} = 125$ °C; $V_{RD} = V_{RRM}; V_{DD} = V_{DRM}$ | max. 10 | mA |
| t_{gd} | $T_{vj} = 25$ °C; $I_G = 1$ A; $di_G/dt = 1$ A/μs | 1 | μs |
| t_{gr} | $V_D = 0,67 * V_{DRM}$ | 1 | μs |
| $(di/dt)_{cr}$ | $T_{vj} = 125$ °C | max. 150 | A/μs |
| $(dv/dt)_{cr}$ | $T_{vj} = 125$ °C | max. 1000 | V/μs |
| t_q | $T_{vj} = 125$ °C | 80 | μs |
| I_H | $T_{vj} = 25$ °C; typ. / max. | 100 / 200 | mA |
| I_L | $T_{vj} = 25$ °C; $R_G = 33$ Ω; typ. / max. | 250 / 400 | mA |
| V_{GT} | $T_{vj} = 25$ °C; d.c. | min. 3 | V |
| I_{GT} | $T_{vj} = 25$ °C; d.c. | min. 150 | mA |
| V_{GD} | $T_{vj} = 125$ °C; d.c. | max. 0,25 | V |
| I_{GD} | $T_{vj} = 125$ °C; d.c. | max. 5 | mA |
| $R_{th(j-c)}$ | cont.; per thyristor / per module | 0,9 / 0,45 | K/W |
| $R_{th(j-c)}$ | sin. 180; per thyristor / per module | 0,95 / 0,48 | K/W |
| $R_{th(j-c)}$ | rec. 120; per thyristor / per module | 1 / 0,5 | K/W |
| $R_{th(c-s)}$ | per thyristor / per module | 0,2 / 0,1 | K/W |
| T_{vj} | | - 40 ... + 125 | °C |
| T_{stg} | | - 40 ... + 125 | °C |
| V_{isol} | a. c. 50 Hz; r.m.s.; 1 s / 1 min. | 3600 / 3000 | V~ |
| M_s | to heatsink | 5 ± 15 % ¹⁾ | Nm |
| M_t | to terminals | 3 ± 15 % | Nm |
| a | | 5 * 9,81 | m/s ² |
| m | approx. | 95 | g |
| Case | SKKT | A 46 | |
| | SKKT ...B | A 48 | |
| | SKKH | A 47 | |



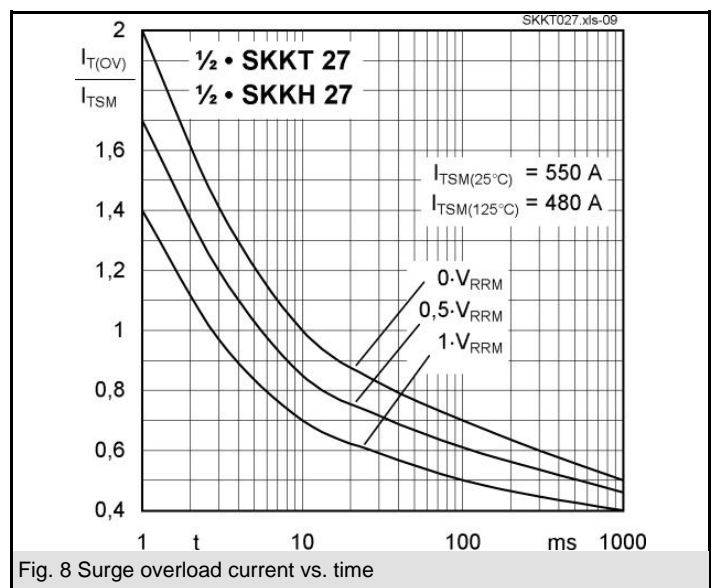
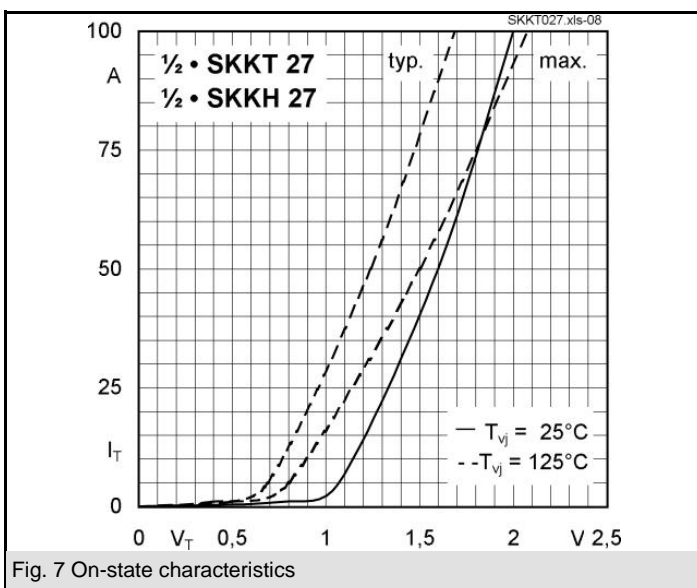
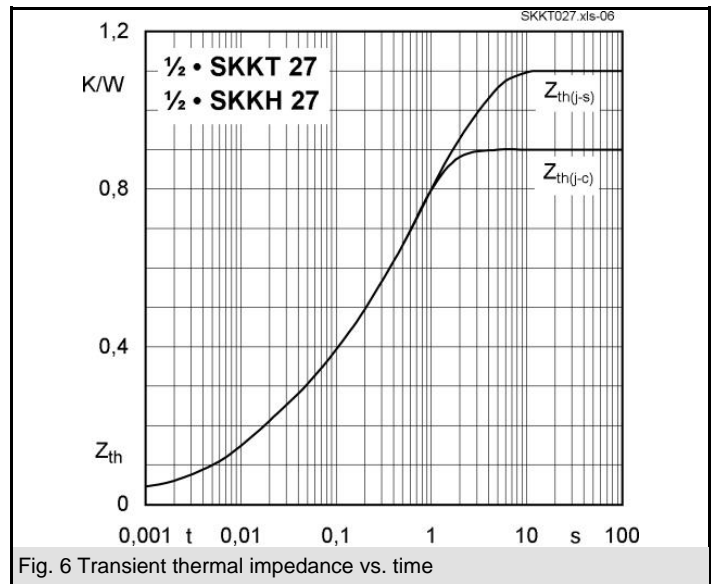
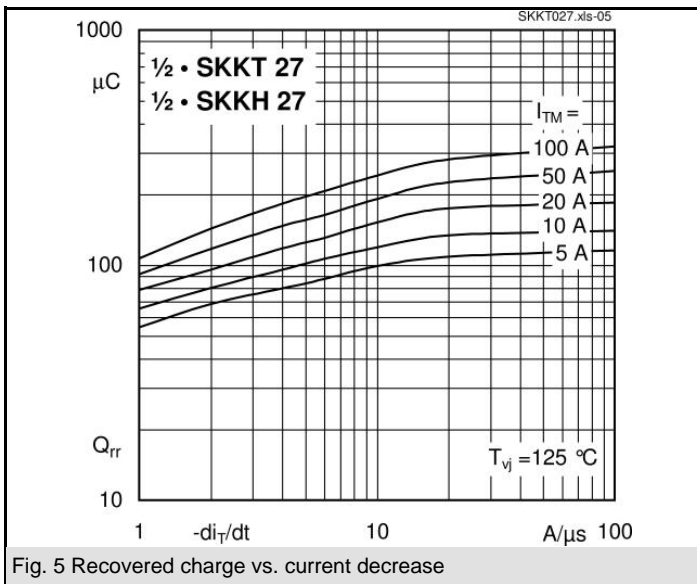
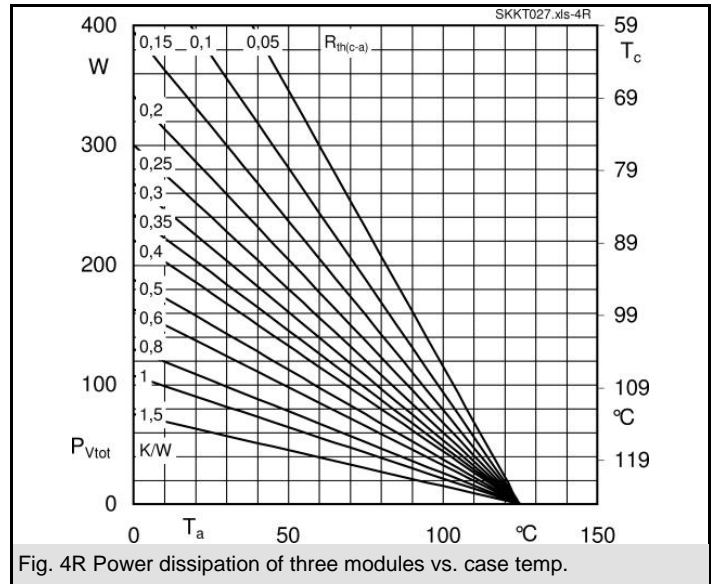
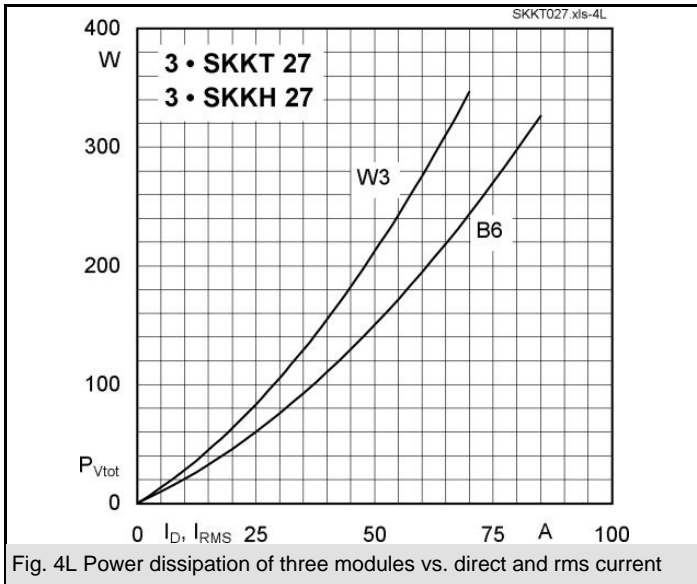
SKKT

SKKH

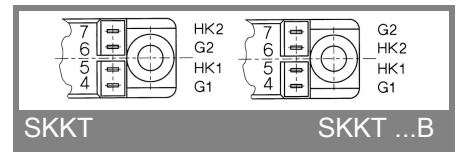
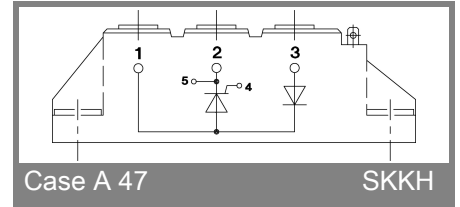
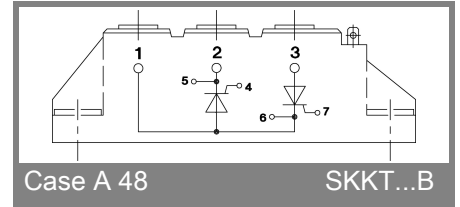
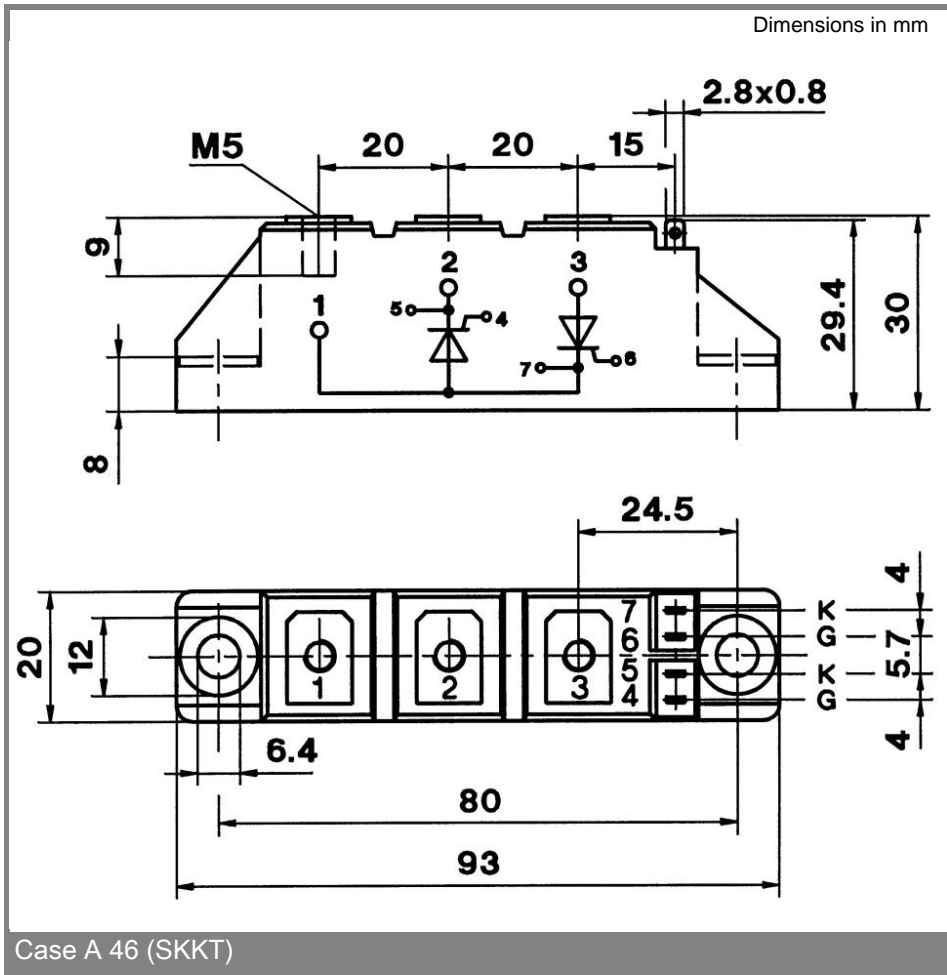
SKKT 27, SKKT 27B, SKKH 27



SKKT 27, SKKT 27B, SKKH 27



SKKT 27, SKKT 27B, SKKH 27



This technical information specifies semiconductor devices but promises no characteristics. No warranty or guarantee expressed or implied is made regarding delivery, performance or suitability.