

SKKT 122, SKKH 122



SEMIPACK[®] 2

Thyristor / Diode Modules

SKKT 122

SKKH 122

Features

- Heat transfer through aluminium oxide ceramic isolated metal baseplate
- Hard soldered joints for high reliability
- UL recognized, file no. E 63 532

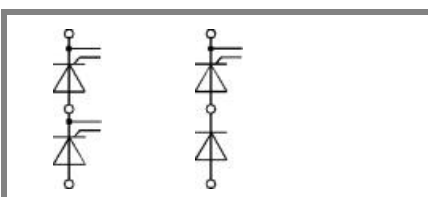
Typical Applications

- DC motor control (e. g. for machine tools)
- Softstarter
- Temperature control (e. g. for ovens, chemical processes)
- Professional light dimming (studios, theaters)

1) See the assembly instructions

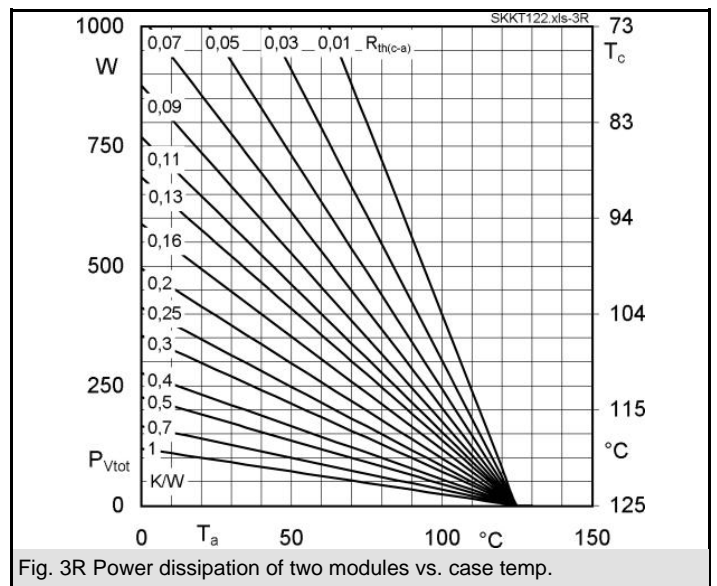
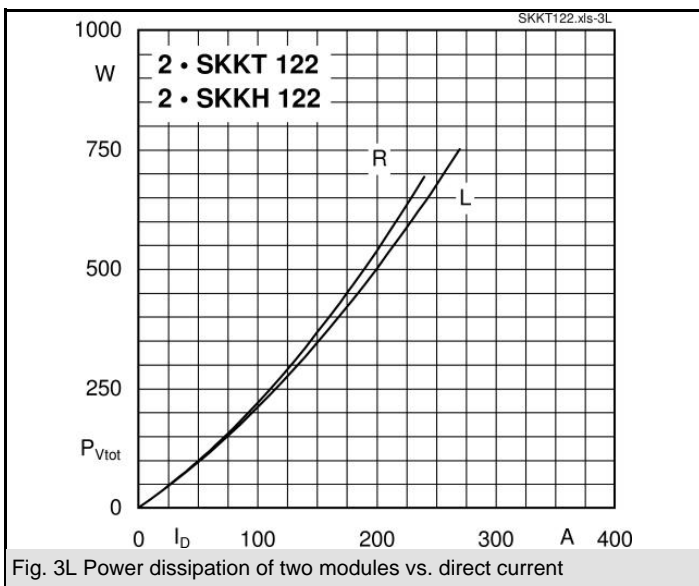
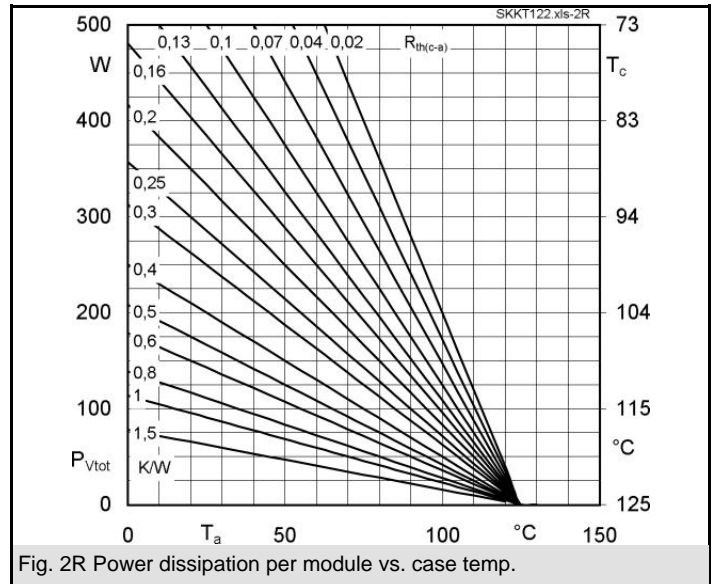
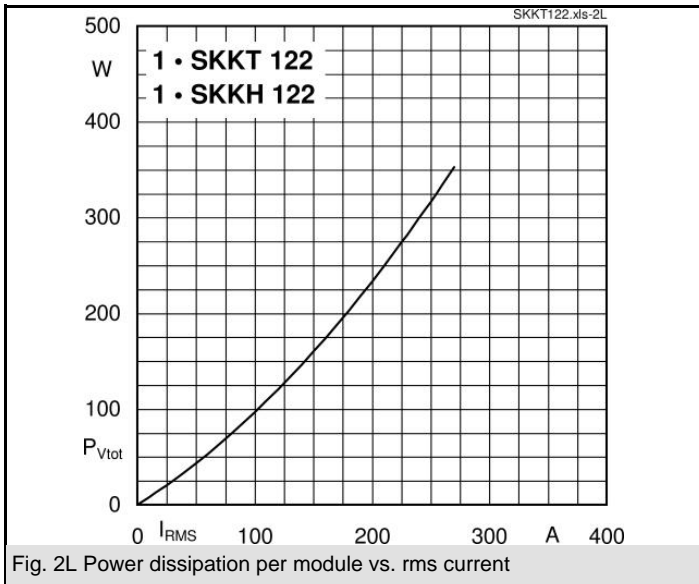
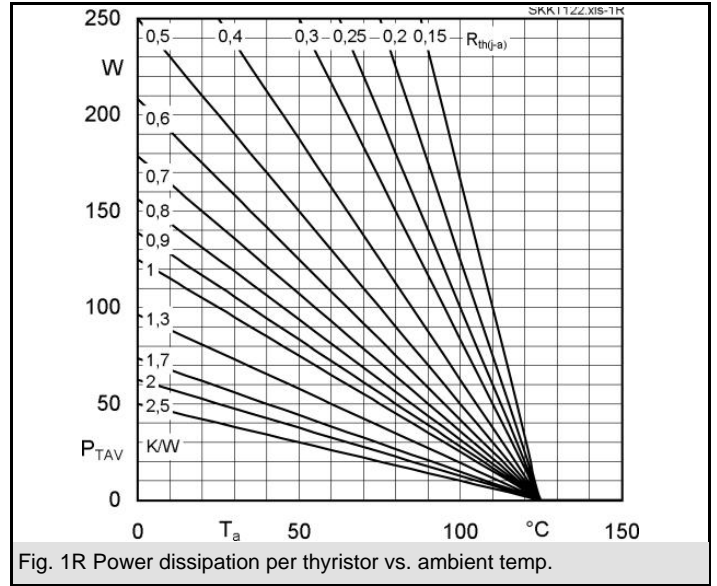
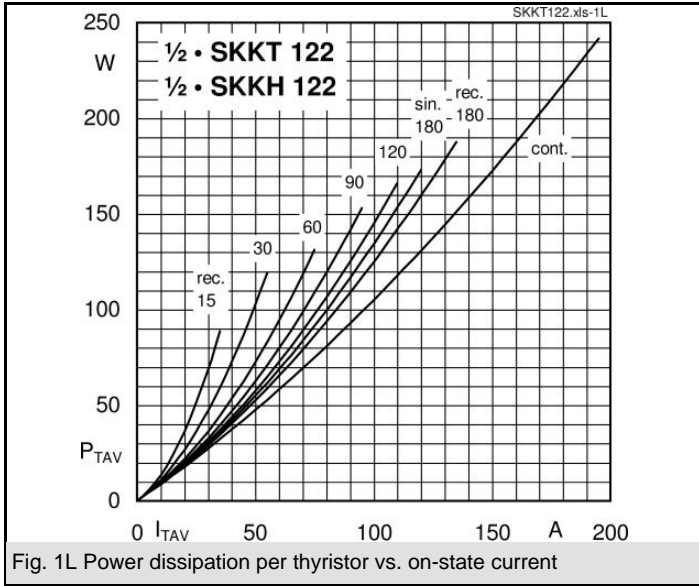
| V_{RSM} V | V_{RRM}, V_{DRM} V | $I_{TRMS} = 195$ A (maximum value for continuous operation) $I_{TAV} = 122$ A (sin. 180; $T_c = 88$ °C) | |
|----------------|-------------------------|--|--------------|
| 900 | 800 | SKKT 122/08E | SKKH 122/08E |
| 1300 | 1200 | SKKT 122/12E | SKKH 122/12E |
| 1500 | 1400 | SKKT 122/14E | SKKH 122/14E |
| 1700 | 1600 | SKKT 122/16E | SKKH 122/16E |
| 1900 | 1800 | SKKT 122/18E | SKKH 122/18E |

| Symbol | Conditions | Values | Units |
|------------------|---|------------------------|------------------|
| I_{TAV} | sin. 180; $T_c = 85$ (100) °C; | 129 (92) | A |
| I_D | P3/180; $T_a = 45$ °C; B2 / B6 | 82 / 105 | A |
| | P3/180F; $T_a = 35$ °C; B2 / B6 | 170 / 200 | A |
| I_{RMS} | P3/180F; $T_a = 35$ °C; W1 / W3 | 235 / 3 * 160 | A |
| I_{TSM} | $T_{vj} = 25$ °C; 10 ms | 3600 | A |
| | $T_{vj} = 125$ °C; 10 ms | 3200 | A |
| i^2t | $T_{vj} = 25$ °C; 8,3 ... 10 ms | 64800 | A ² s |
| | $T_{vj} = 125$ °C; 8,3 ... 10 ms | 51200 | A ² s |
| V_T | $T_{vj} = 25$ °C; $I_T = 360$ A | max. 1,55 | V |
| $V_{T(TO)}$ | $T_{vj} = 125$ °C | max. 0,85 | V |
| r_T | $T_{vj} = 125$ °C | max. 2 | mΩ |
| $I_{DD}; I_{RD}$ | $T_{vj} = 125$ °C; $V_{RD} = V_{RRM}; V_{DD} = V_{DRM}$ | max. 40 | mA |
| t_{gd} | $T_{vj} = 25$ °C; $I_G = 1$ A; $di_G/dt = 1$ A/μs | 1 | μs |
| t_{gr} | $V_D = 0,67 * V_{DRM}$ | 2 | μs |
| $(di/dt)_{cr}$ | $T_{vj} = 125$ °C | max. 200 | A/μs |
| $(dv/dt)_{cr}$ | $T_{vj} = 125$ °C | max. 1000 | V/μs |
| t_q | $T_{vj} = 125$ °C | 120 | μs |
| I_H | $T_{vj} = 25$ °C; typ. / max. | 100 / 300 | mA |
| I_L | $T_{vj} = 25$ °C; $R_G = 33$ Ω; typ. / max. | 200 / 500 | mA |
| V_{GT} | $T_{vj} = 25$ °C; d.c. | min. 2 | V |
| I_{GT} | $T_{vj} = 25$ °C; d.c. | min. 150 | mA |
| V_{GD} | $T_{vj} = 125$ °C; d.c. | max. 0,25 | V |
| I_{GD} | $T_{vj} = 125$ °C; d.c. | max. 10 | mA |
| $R_{th(j-c)}$ | cont.; per thyristor / per module | 0,2 / 0,1 | K/W |
| | sin. 180; per thyristor / per module | 0,21 / 0,105 | K/W |
| | rec.120; per thyristor / per module | 0,22 / 0,11 | K/W |
| $R_{th(c-s)}$ | per thyristor / per module | 0,13 / 0,065 | K/W |
| T_{vj} | | - 40 ... + 125 | °C |
| T_{stg} | | - 40 ... + 125 | °C |
| V_{isol} | a. c. 50 Hz; r.m.s.; 1 s / 1 min. | 3600 / 3000 | V~ |
| M_s | to heatsink | 5 ± 15 % ¹⁾ | Nm |
| M_t | to terminal | 5 ± 15 % | Nm |
| a | | 5 * 9,81 | m/s ² |
| m | approx. | 165 | g |
| Case | SKKT | A 21 | |
| | SKKH | A 22 | |

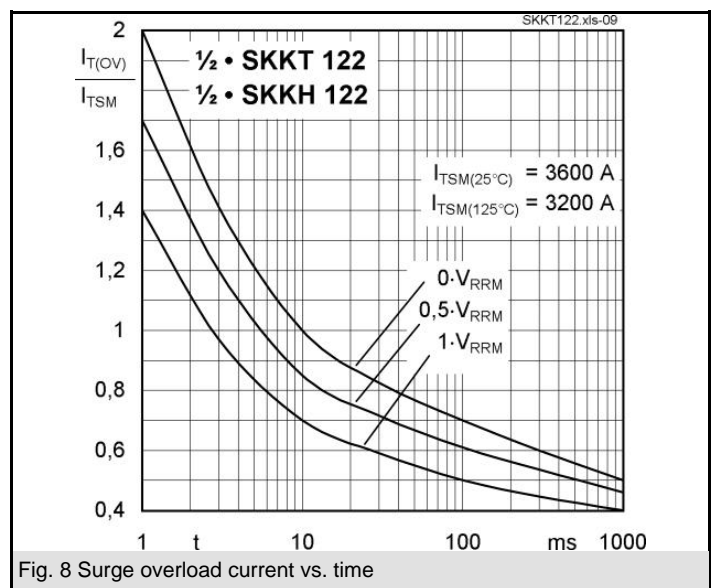
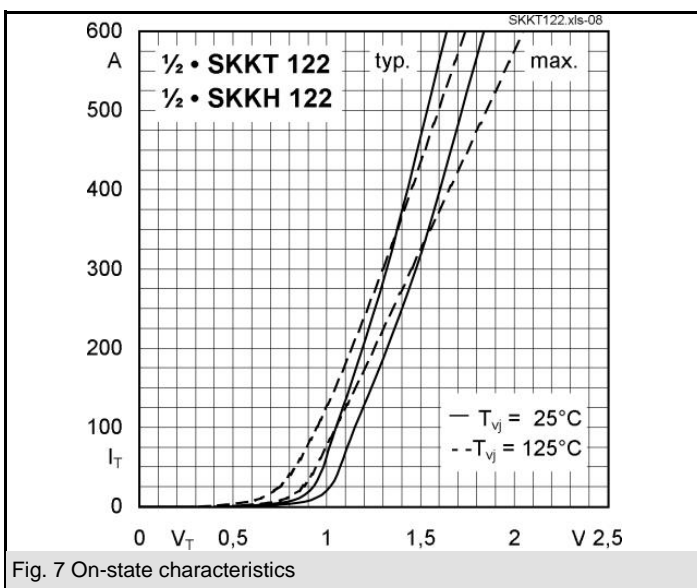
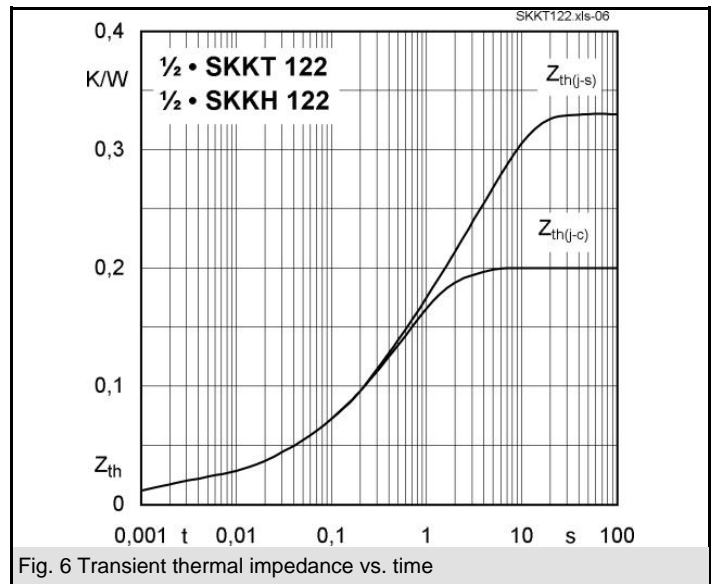
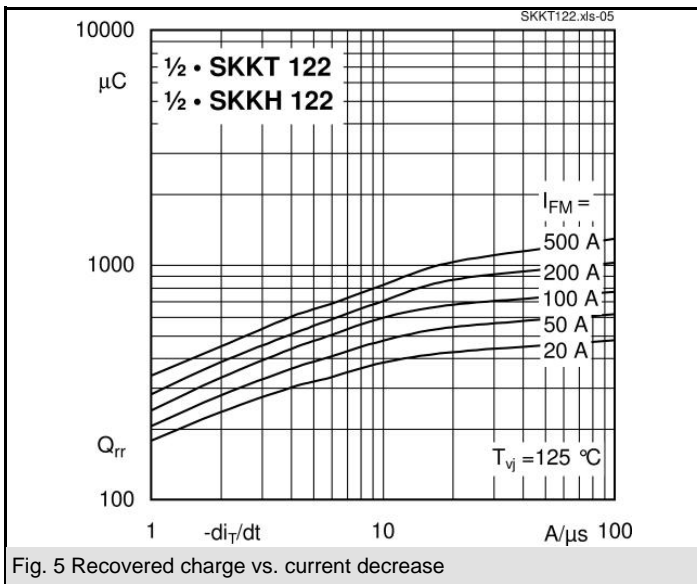
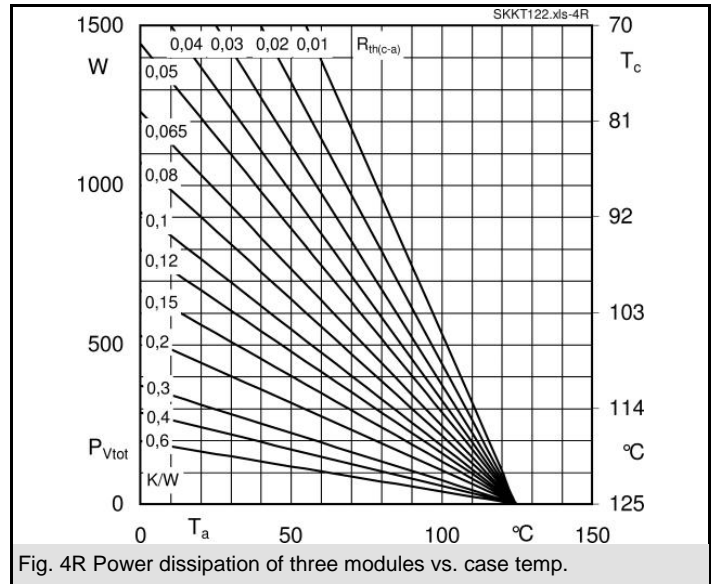
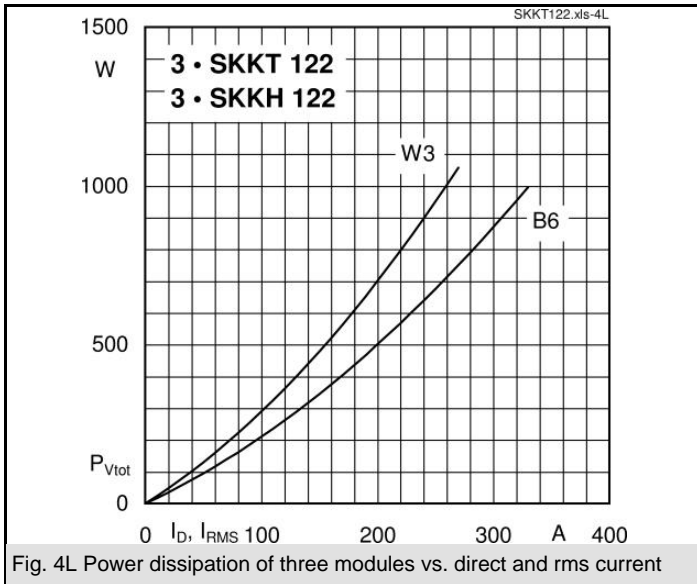


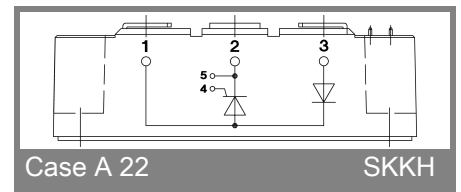
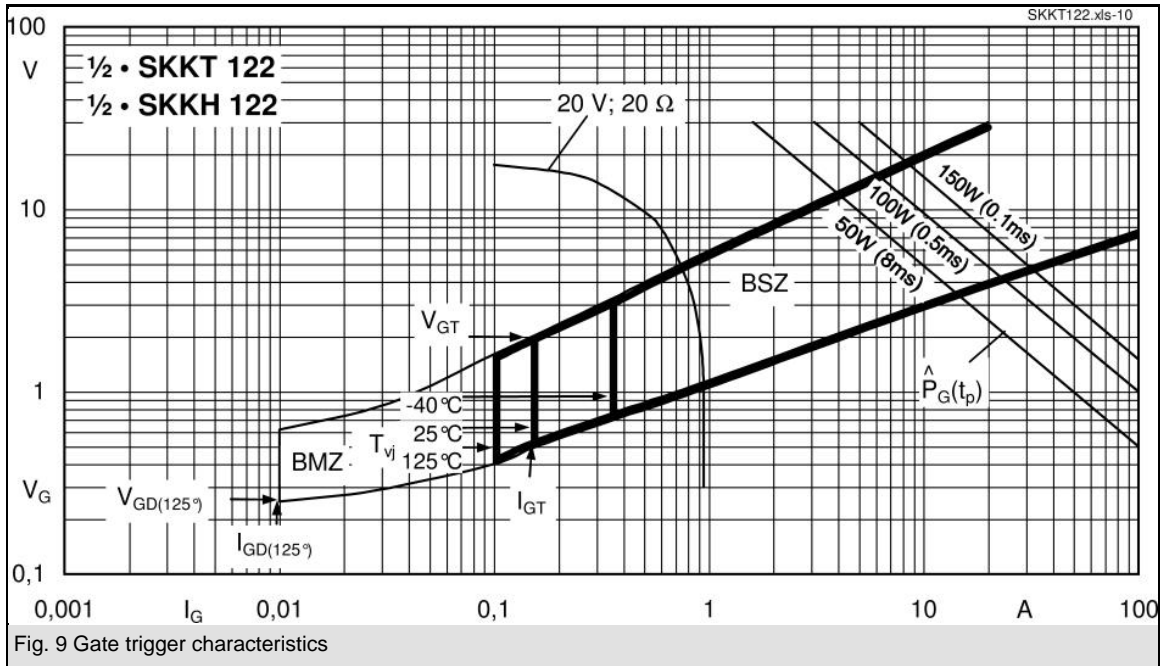
SKKT

SKKH



SKKT 122, SKKH 122





This technical information specifies semiconductor devices but promises no characteristics. No warranty or guarantee expressed or implied is made regarding delivery, performance or suitability.