



SEMITRANS® 2

Trench IGBT Modules

SKM 195GB126D

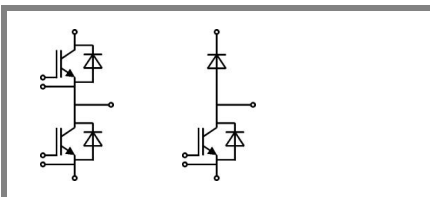
SKM 195GAL126D

Features

- Trench = Trenchgate technology
- $V_{CE(sat)}$ with positive temperature coefficient
- High short circuit capability, self limiting to $6 \times I_C$

Typical Applications*

- AC inverter drives
- UPS
- Electronic welders




GB

GAL

Absolute Maximum Ratings		$T_{case} = 25^\circ\text{C}$, unless otherwise specified		
Symbol	Conditions	Values		Units
IGBT				
V_{CES}	$T_j = 25^\circ\text{C}$	1200		V
I_C	$T_j = 150^\circ\text{C}$	$T_c = 25^\circ\text{C}$	220	A
		$T_c = 80^\circ\text{C}$	160	A
I_{CRM}	$I_{CRM} = 2 \times I_{Cnom}$	300		A
V_{GES}		± 20		V
t_{psc}	$V_{CC} = 600\text{ V}; V_{GE} \leq 20\text{ V}; T_j = 125^\circ\text{C}$ $V_{CES} < 1200\text{ V}$	10		μs
Inverse Diode				
I_F	$T_j = 150^\circ\text{C}$	$T_c = 25^\circ\text{C}$	170	A
		$T_c = 80^\circ\text{C}$	115	A
I_{FRM}	$I_{FRM} = 2 \times I_{Fnom}$	200		A
I_{FSM}	$t_p = 10\text{ ms}; \text{sin.}$	$T_j = 150^\circ\text{C}$	900	A
Freewheeling Diode				
I_F	$T_j = 150^\circ\text{C}$	$T_c = 25^\circ\text{C}$	170	A
		$T_c = 80^\circ\text{C}$	115	A
I_{FRM}	$I_{FRM} = 2 \times I_{Fnom}$	200		A
I_{FSM}	$t_p = 10\text{ ms}; \text{sin.}$	$T_j = 150^\circ\text{C}$	900	A
Module				
$I_{t(RMS)}$		200		A
T_{vj}		-40 ... +150		$^\circ\text{C}$
T_{stg}		-40 ... +125		$^\circ\text{C}$
V_{isol}	AC, 1 min.	4000		V

Characteristics		$T_{case} = 25^\circ\text{C}$, unless otherwise specified			
Symbol	Conditions	min.	typ.	max.	Units
IGBT					
$V_{GE(th)}$	$V_{GE} = V_{CE}, I_C = 6\text{ mA}$	5	5,8	6,5	V
I_{CES}	$V_{GE} = 0\text{ V}, V_{CE} = V_{CES}$		0,1	0,3	mA
V_{CE0}		$T_j = 25^\circ\text{C}$	1	1,2	V
		$T_j = 125^\circ\text{C}$	0,9	1,1	V
r_{CE}	$V_{GE} = 0\text{ V}$	$T_j = 25^\circ\text{C}$	4,7	6,3	m Ω
		$T_j = 125^\circ\text{C}$	7,3	9	m Ω
$V_{CE(sat)}$	$I_{Cnom} = 150\text{ A}, V_{GE} = 15\text{ V}$		1,7	2,15	V
			2	2,45	V
C_{ies}	$V_{CE} = 25, V_{GE} = 0\text{ V}$	$f = 1\text{ MHz}$	10,5		nF
C_{oes}			0,9		nF
C_{res}			0,8		nF
Q_G	$V_{GE} = -8\text{ V} \dots +20\text{ V}$	1380		nC	
R_{Gint}	$T_j = ^\circ\text{C}$	5		Ω	
$t_{d(on)}$	$R_{Gon} = 2\ \Omega$	$V_{CC} = 600\text{ V}$ $I_C = 150\text{ A}$	280		ns
t_r			50		ns
E_{on}	$R_{Goff} = 2\ \Omega$	$T_j = 125^\circ\text{C}$ $V_{GE} = \pm 15\text{ V}$	16		mJ
$t_{d(off)}$			560		ns
t_f			70		ns
E_{off}			24,5		mJ
$R_{th(j-c)}$	per IGBT			0,16	K/W



SEMITRANS® 2

Trench IGBT Modules

SKM 195GB126D

SKM 195GAL126D

Features

- Trench = Trenchgate technology
- $V_{CE(sat)}$ with positive temperature coefficient
- High short circuit capability, self limiting to $6 \times I_C$

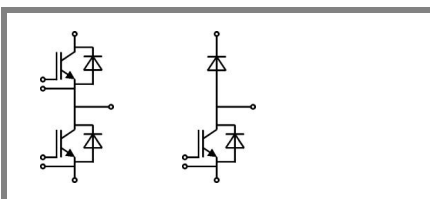
Typical Applications*

- AC inverter drives
- UPS
- Electronic welders

Characteristics			min.	typ.	max.	Units
Symbol	Conditions					
Inverse Diode						
$V_F = V_{EC}$	$I_{Fnom} = 100 \text{ A}; V_{GE} = 0 \text{ V}$	$T_j = 25 \text{ }^\circ\text{C}_{chiplev.}$		2	2,5	V
		$T_j = 125 \text{ }^\circ\text{C}_{chiplev.}$		1,8		V
V_{F0}		$T_j = 25 \text{ }^\circ\text{C}$		1,1	1,2	V
		$T_j = 125 \text{ }^\circ\text{C}$				V
r_F		$T_j = 25 \text{ }^\circ\text{C}$		9	13	mΩ
		$T_j = 125 \text{ }^\circ\text{C}$				mΩ
I_{RRM}	$I_F = 150 \text{ A}$	$T_j = 125 \text{ }^\circ\text{C}$		86		A
Q_{rr}	$di/dt = 2200 \text{ A}/\mu\text{s}$			17		μC
E_{rr}	$V_{GE} = -15 \text{ V}; V_{CC} = 600 \text{ V}$			5,8		mJ
$R_{th(j-c)D}$	per diode				0,32	K/W
Freewheeling diode						
$V_F = V_{EC}$	$I_{Fnom} = 100 \text{ A}; V_{GE} = 0 \text{ V}$	$T_j = 25 \text{ }^\circ\text{C}_{chiplev.}$		2	2,5	V
		$T_j = 125 \text{ }^\circ\text{C}_{chiplev.}$		1,8		V
V_{F0}		$T_j = 25 \text{ }^\circ\text{C}$		1,1	1,2	V
		$T_j = 125 \text{ }^\circ\text{C}$				V
r_F		$T_j = 25 \text{ }^\circ\text{C}$		9	13	V
		$T_j = 125 \text{ }^\circ\text{C}$				V
I_{RRM}	$I_F = 150 \text{ A}$	$T_j = 125 \text{ }^\circ\text{C}$		86		A
Q_{rr}	$di/dt = 2200 \text{ A}/\mu\text{s}$			17		μC
E_{rr}	$V_{GE} = -15 \text{ V}; V_{CC} = 600 \text{ V}$			5,8		mJ
$R_{th(j-c)FD}$	per diode				0,32	K/W
Module						
L_{CE}					30	nH
$R_{CC'+EE'}$	res., terminal-chip	$T_{case} = 25 \text{ }^\circ\text{C}$		0,75		mΩ
		$T_{case} = 125 \text{ }^\circ\text{C}$		1		mΩ
$R_{th(c-s)}$	per module				0,05	K/W
M_s	to heat sink M6			3	5	Nm
M_t	to terminals M5			2,5	5	Nm
w					160	g

This is an electrostatic discharge sensitive device (ESDS), international standard IEC 60747-1, Chapter IX.

* The specifications of our components may not be considered as an assurance of component characteristics. Components have to be tested for the respective application. Adjustments may be necessary. The use of SEMIKRON products in life support appliances and systems is subject to prior specification and written approval by SEMIKRON. We therefore strongly recommend prior consultation of our personal.



GB

GAL



SEMITRANS® 2

Trench IGBT Modules

SKM 195GB126D

SKM 195GAL126D

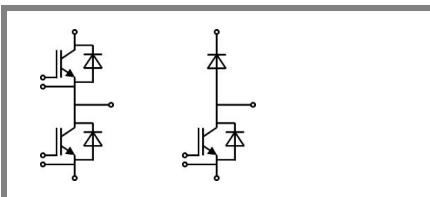
Features

- Trench = Trenchgate technology
- $V_{CE(sat)}$ with positive temperature coefficient
- High short circuit capability, self limiting to $6 \times I_C$

Typical Applications*

- AC inverter drives
- UPS
- Electronic welders

Z_{th}		Conditions	Values	Units
Symbol				
$Z_{th(j-c)I}$				
R_f	$i = 1$		115	mk/W
R_f	$i = 2$		34	mk/W
R_f	$i = 3$		9	mk/W
R_f	$i = 4$		2	mk/W
τ_{u_i}	$i = 1$		0,0493	s
τ_{u_i}	$i = 2$		0,0174	s
τ_{u_i}	$i = 3$		0,0012	s
τ_{u_i}	$i = 4$		0,0002	s
Symbol				
$Z_{th(j-c)D}$				
R_f	$i = 1$		200	mk/W
R_f	$i = 2$		90	mk/W
R_f	$i = 3$		26	mk/W
R_f	$i = 4$		4	mk/W
τ_{u_i}	$i = 1$		0,054	s
τ_{u_i}	$i = 2$		0,0089	s
τ_{u_i}	$i = 3$		0,001	s
τ_{u_i}	$i = 4$		0,08	s



GB

GAL

