



Stud Diode

Fast Recovery Rectifier Diode

SKN 2F17

SKR 2F17

Features

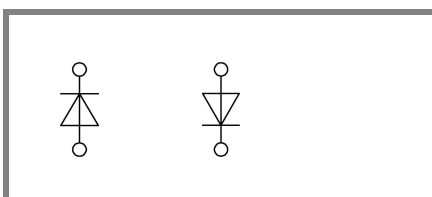
- Small recovered charge
- Soft recovery
- Up to 1000 V reverse voltage
- Hermetic metal case with glass insulator
- Threaded stud ISO M5 or 10-32 UNF
- SKN: anode to stud
SKR: cathode to stud

Typical Applications

- Inverse diode for power transistor, GTO thyristor, asymmetric thyristor
- SMPS, inverters, choppers
- for severe ambient conditions

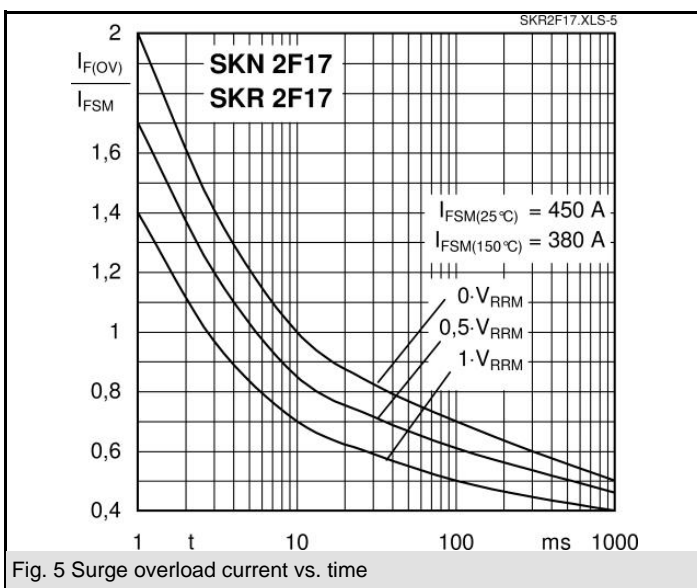
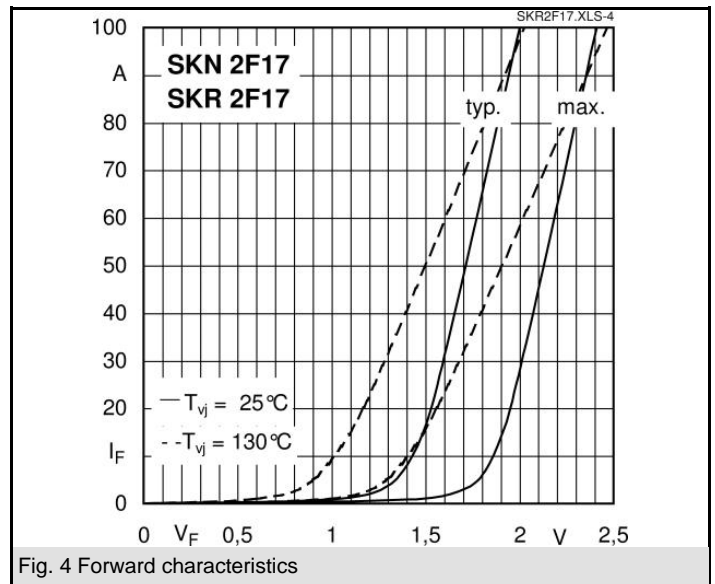
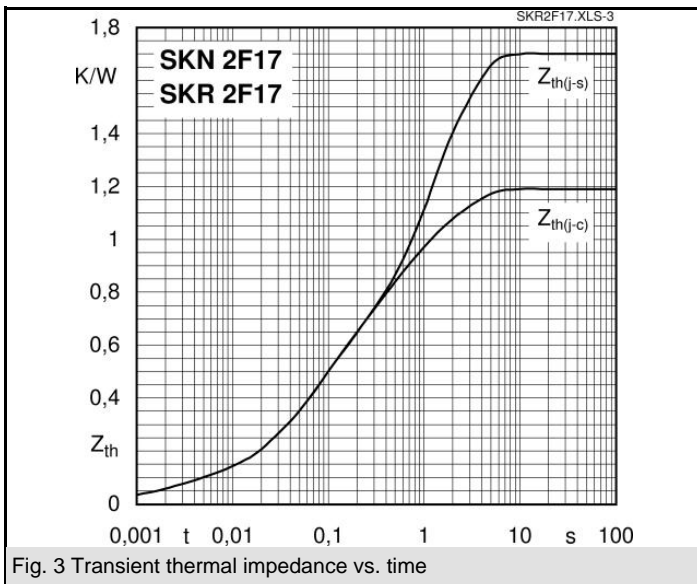
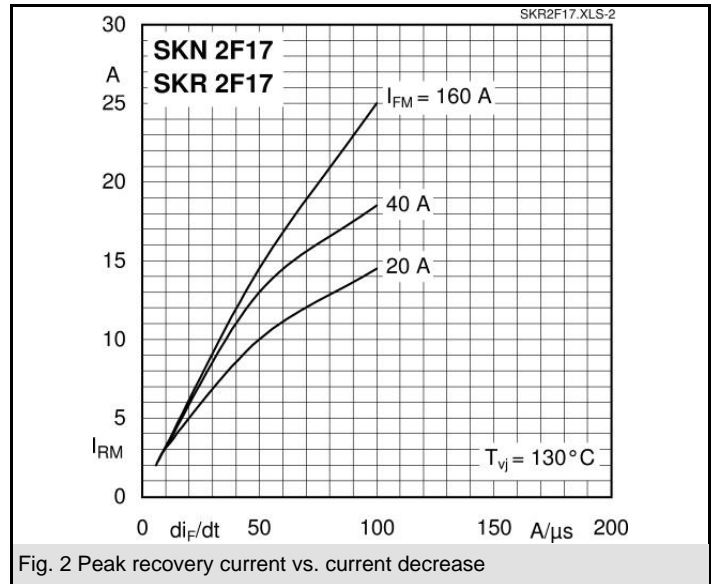
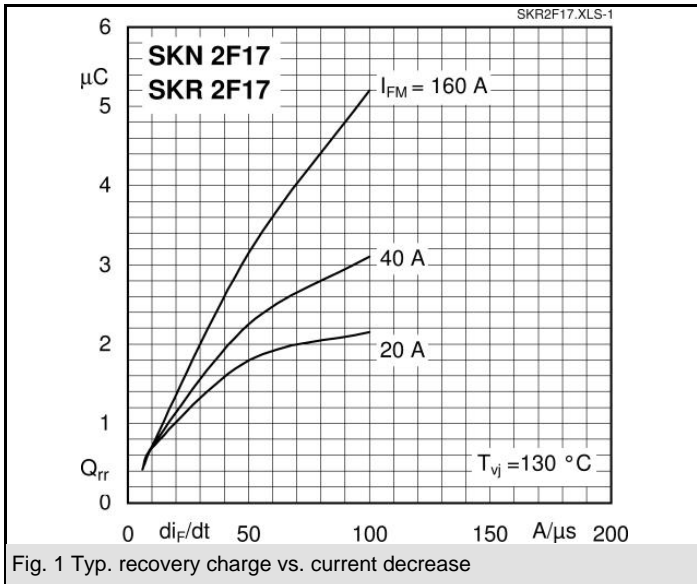
V_{RSM} V	V_{RRM} V	$I_{FRMS} = 41$ A (maximum value for continuous operation) $I_{FAV} = 17$ A (sin. 180; 5000Hz; $T_c = 113$ °C)	
400	400	SKN 2F17/04	SKR 2F17/04
400	400	SKN 2F17/04UNF	SKR 2F17/04UNF
600	600	SKN 2F17/06	SKR 2F17/06
600	600	SKN 2F17/06UNF	SKR 2F17/06UNF
800	800	SKN 2F17/08	SKR 2F17/08
800	800	SKN 2F17/08UNF	SKR 2F17/08UNF
1000	1000	SKN 2F17/10	SKR 2F17/10
1000	1000	SKN 2F17/10UNF	SKR 2F17/10UNF

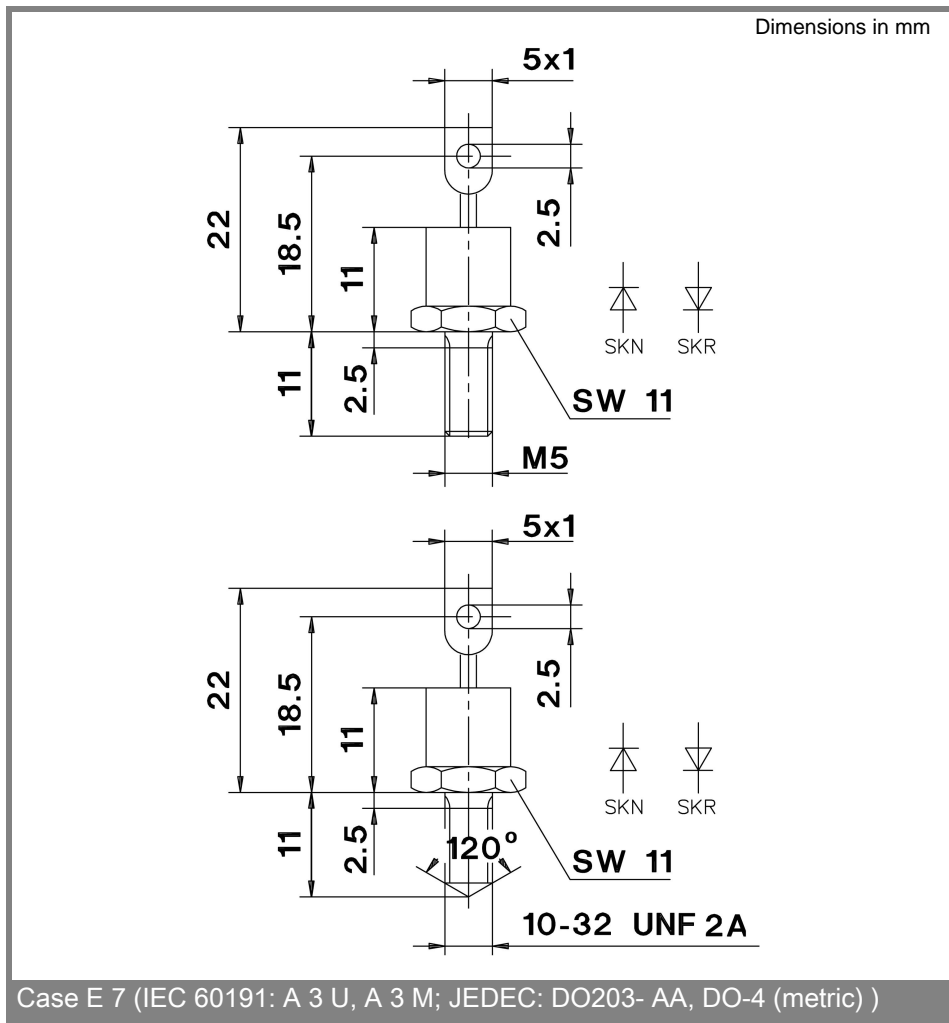
Symbol	Conditions	Values	Units
I_{FAV}	sin. 180; $T_c = 85$ (100) °C	26 (22)	A
I_{FAV}	K5,5; $T_a = 45$ °C; sin. 180; 5000 Hz	10	A
I_{FSM}	$T_{vj} = 25$ °C; 10 ms	450	A
	$T_{vj} = 150$ °C; 10 ms	380	A
i^2t	$T_{vj} = 25$ °C; 8,3 ... 10 ms	1000	A ² s
	$T_{vj} = 150$ °C; 8,3 ... 10 ms	720	A ² s
V_F	$T_{vj} = 25$ °C; $I_F = 50$ A	max. 2,15	V
$V_{(TO)}$	$T_{vj} = 130$ °C	1,3	V
r_T	$T_{vj} = 130$ °C	12	mΩ
I_{RD}	$T_{vj} = 25$ °C; $V_{RD} = V_{RRM}$	max. 0,2	mA
I_{RD}	$T_{vj} = 130$ °C; $V_{RD} = V_{RRM}$	max. 16	mA
Q_{rr}	$T_{vj} = 130$ °C, $I_F = 50$ A,	1	μC
I_{RM}	$-di/dt = 15$ A/μs, $V_R = 30$ V	4,5	A
t_{rr}		440	ns
E_{rr}		-	mJ
$R_{th(j-c)}$		1,2	K/W
$R_{th(c-s)}$		0,5	K/W
T_{vj}		- 40 ... + 150	°C
T_{stg}		- 55 ... + 150	°C
V_{isol}		-	V~
M_s	to heatsink	1,5	Nm
a		5 * 9,81	m/s ²
m	approx.	7	g
Case		E7	



SKN

SKR





This technical information specifies semiconductor devices but promises no characteristics. No warranty or guarantee expressed or implied is made regarding delivery, performance or suitability.