



## Stud Diode

## Avalanche Diode

### SKNa 202

#### Publish Data

#### Features

- Avalanche type reverse characteristic
- Reverse voltages up to 5000 V
- Hermetic metal case with ceramic insulator and extra long creepage distances
- Threaded stud ISO M16 x 1,5
- Cooling via heatsinks
- SKN: Anode to stud

#### Typical Applications

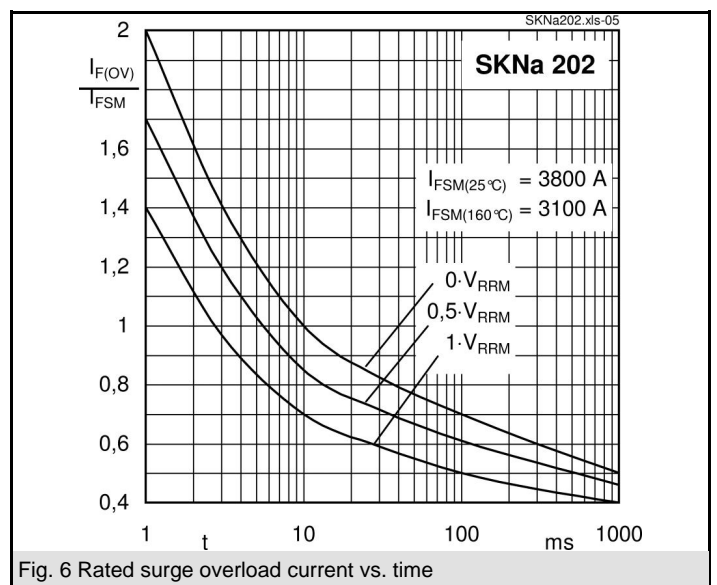
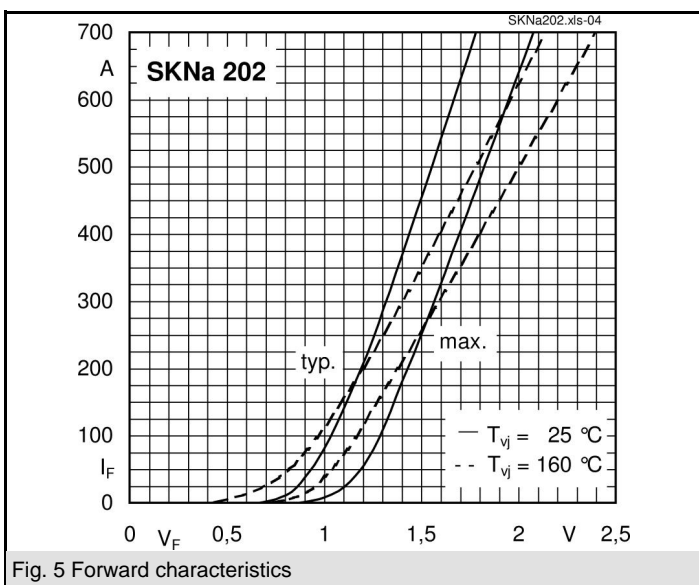
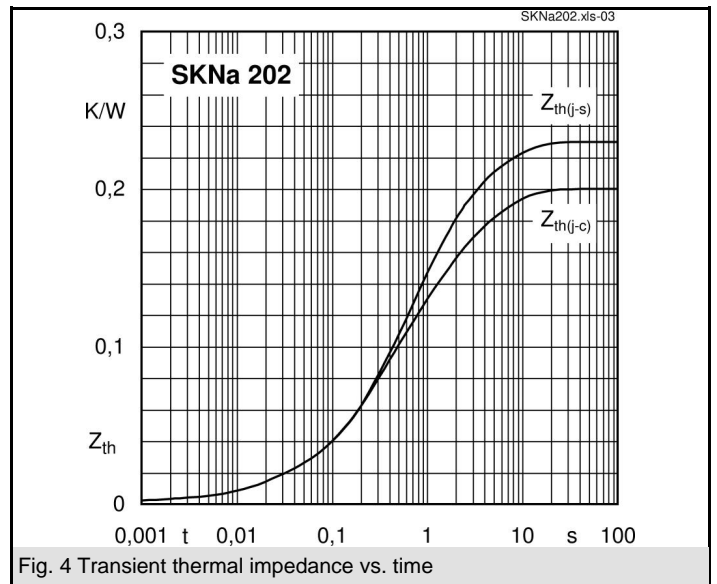
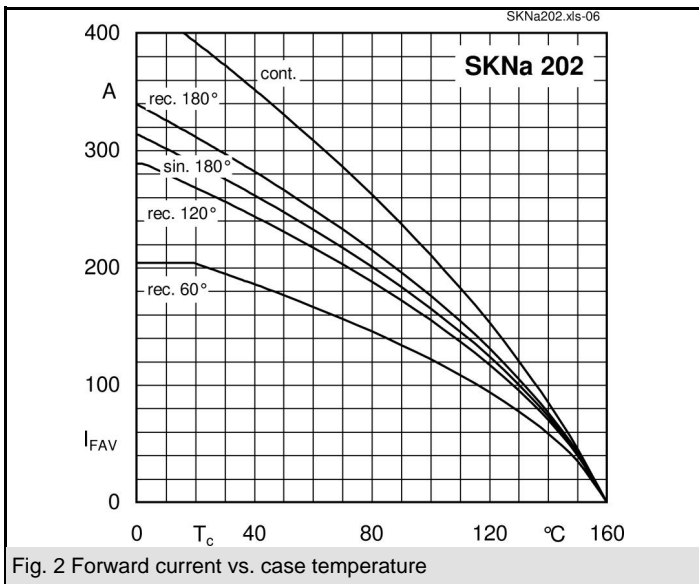
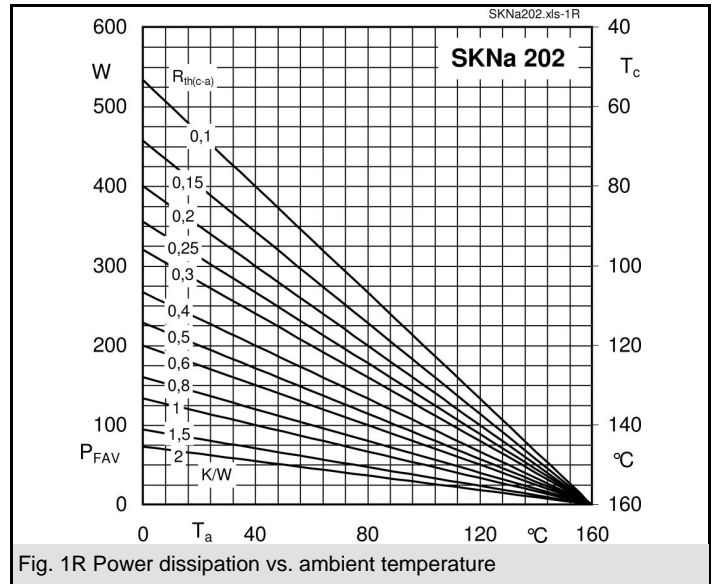
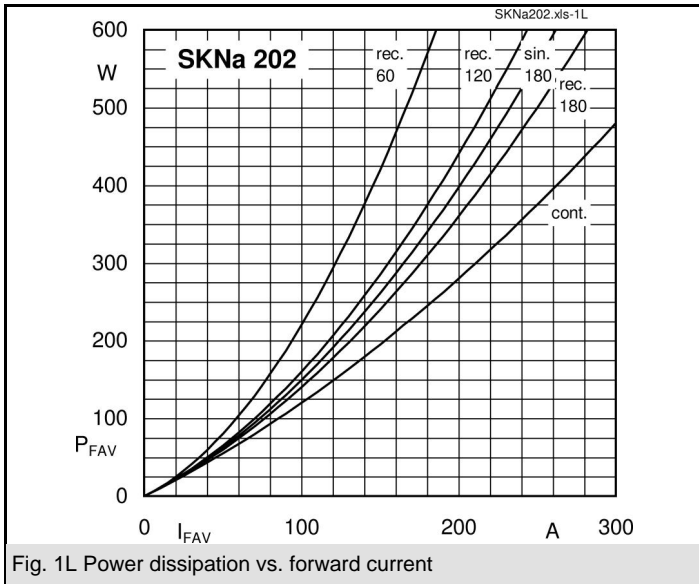
- High voltage rectifier diode for traction and heavy duty applications
- Series connections for high voltage applications
- Non-controllable and half-controllable rectifiers
- Free-wheeling diodes

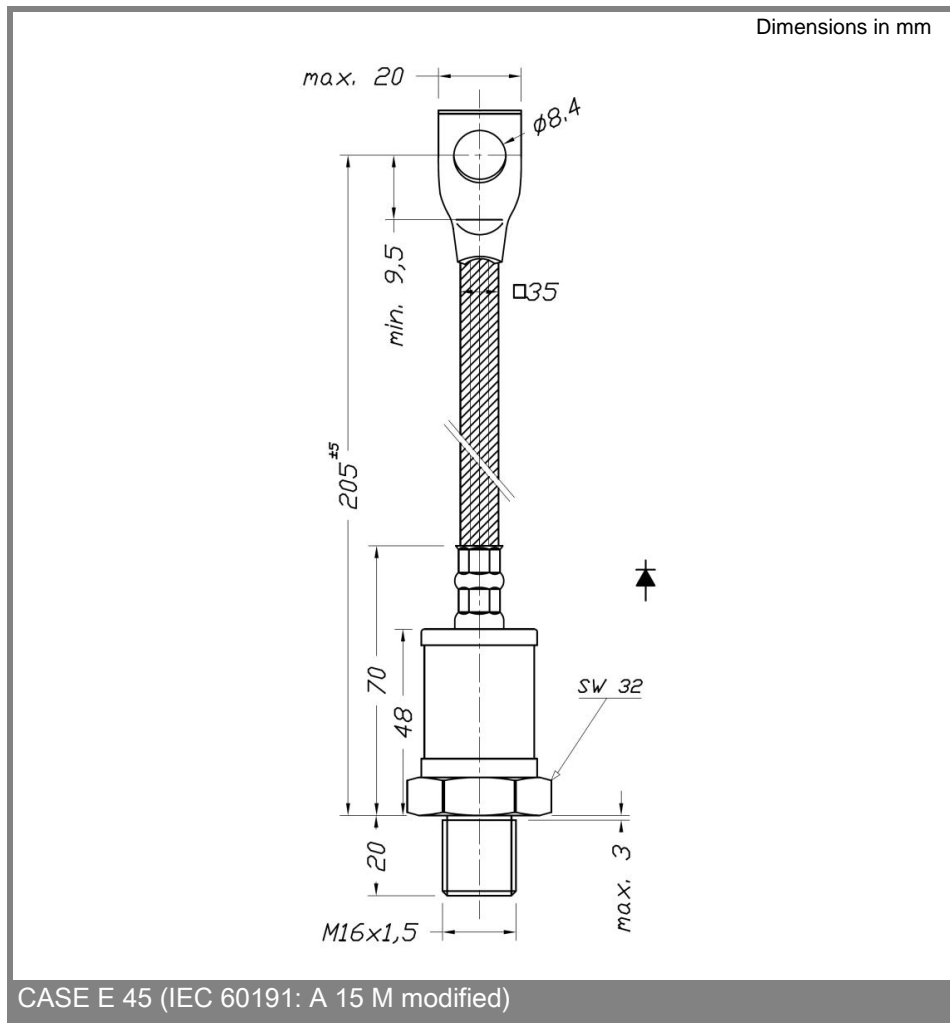
$V_{(BR)min}$	$I_{FRMS} = 500 \text{ A}$ (maximum value for continuous operation)	$C_{max}$	$R_{min}$
V	$I_{FAV} = 200 \text{ A}$ (sin. 180; $T_c = 80 \text{ }^\circ\text{C}$ )	$\mu\text{F}$	$\Omega$
3600	SKNa 202/36		
4000	SKNa 202/40		
4200	SKNa 202/42		
4500	SKNa 202/45		
4600	SKNa 202/46		
4800	SKNa 202/48		
5000	SKNa 202/50		

Symbol	Conditions	Values	Units
$I_{FAV}$	sin. 180 ; $T_c = 80$ (100) $^\circ\text{C}$	200 (165)	A
$I_D$	K 0,55; $T_a = 45 \text{ }^\circ\text{C}$ ; B2 / B6	208 / 296	A
	K 0,55F; $T_a = 35 \text{ }^\circ\text{C}$ ; B2 / B6	340 / 478	A
$I_{FSM}$	$T_{vj} = 25 \text{ }^\circ\text{C}$ ; 10 ms	3800	A
	$T_{vj} = 160 \text{ }^\circ\text{C}$ ; 10 ms	3100	A
$i^2t$	$T_{vj} = 25 \text{ }^\circ\text{C}$ ; 8,3 ... 10 ms	72000	$\text{A}^2\text{s}$
	$T_{vj} = 160 \text{ }^\circ\text{C}$ ; 8,3 ... 10 ms	48000	$\text{A}^2\text{s}$
$V_F$	$T_{vj} = 25 \text{ }^\circ\text{C}$ ; $I_F = 600 \text{ A}$	max. 1,95	V
$V_{(TO)}$	$T_{vj} = 150 \text{ }^\circ\text{C}$	max. 1	V
$r_T$	$T_{vj} = 150 \text{ }^\circ\text{C}$	max. 2	$\text{m}\Omega$
$I_{RD}$	$T_{vj} = 25 \text{ }^\circ\text{C}$ ; $V_{RD} = V_{(BR)min}$	max. 2000	$\mu\text{A}$
	$T_{vj} = 160 \text{ }^\circ\text{C}$ ; $V_{RD} = V_{(BR)min}$	max. 35	$\text{mA}$
$P_{RSM}$	$T_{vj} = 160 \text{ }^\circ\text{C}$ ; $t_p = 10 \mu\text{s}$	60	$\text{kW}$
$R_{th(j-c)}$		0,2	$\text{K/W}$
$R_{th(c-s)}$		0,03	$\text{K/W}$
$T_{vj}$		- 40 ... + 160	$^\circ\text{C}$
$T_{stg}$		- 40 ... + 160	$^\circ\text{C}$
$V_{isol}$		-	V~
$M_s$	to heatsink	30	Nm
		270	lb.in.
a		5 * 9,81	$\text{m/s}^2$
m	approx.	260	g
Case		E 45	



SKN





This technical information specifies semiconductor devices but promises no characteristics. No warranty or guarantee expressed or implied is made regarding delivery, performance or suitability.