

# SKT 340



**Capsule Thyristor**

## Line Thyristor

### SKT 340

#### Features


- Hermetic metal case with ceramic insulator
- Capsule package for double sided cooling
- Shallow design with single sided cooling
- International standard case
- Off-state and reverse voltages up to 1800 V

#### Typical Applications

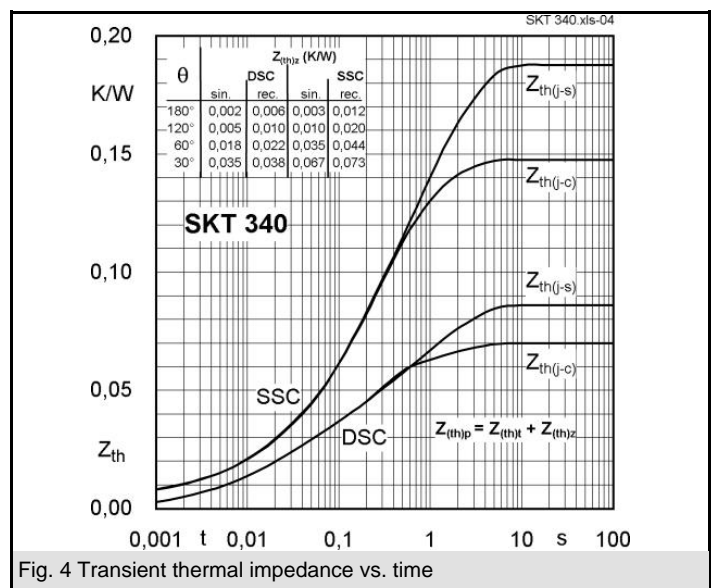
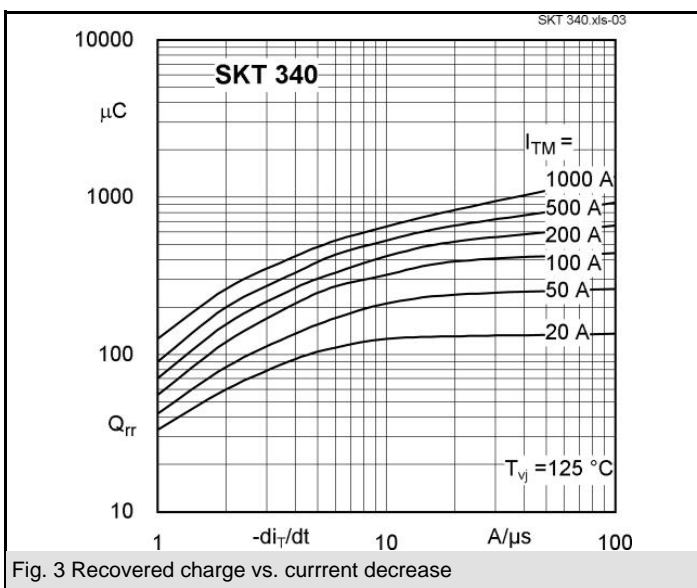
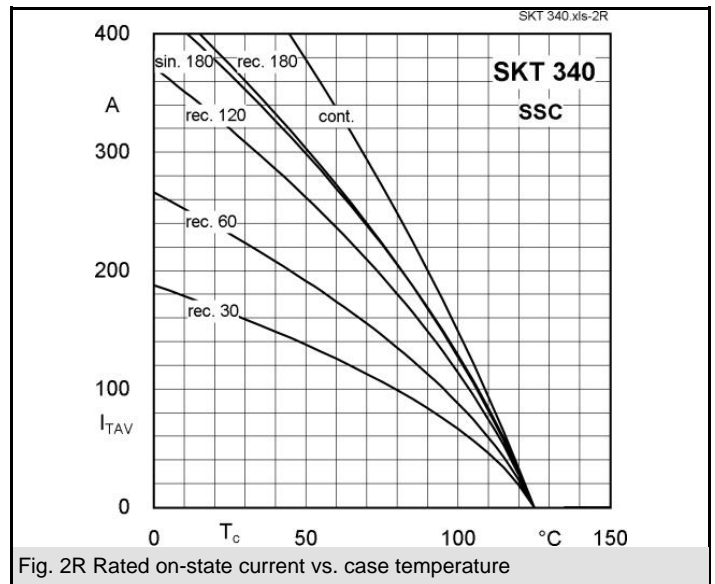
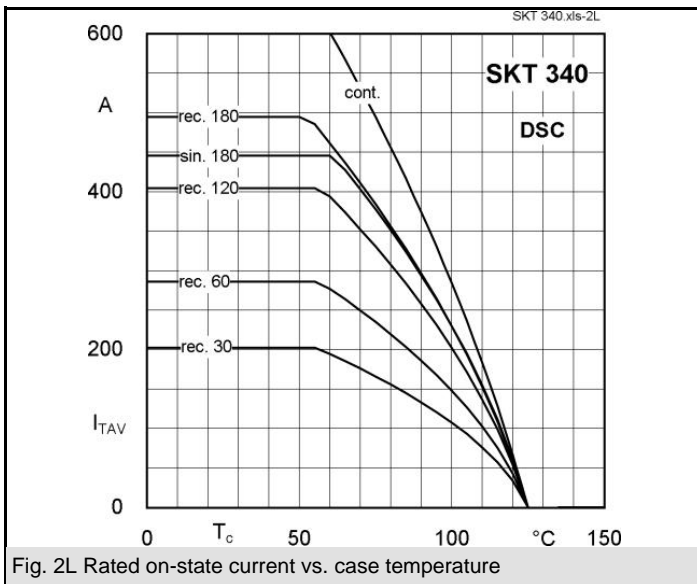
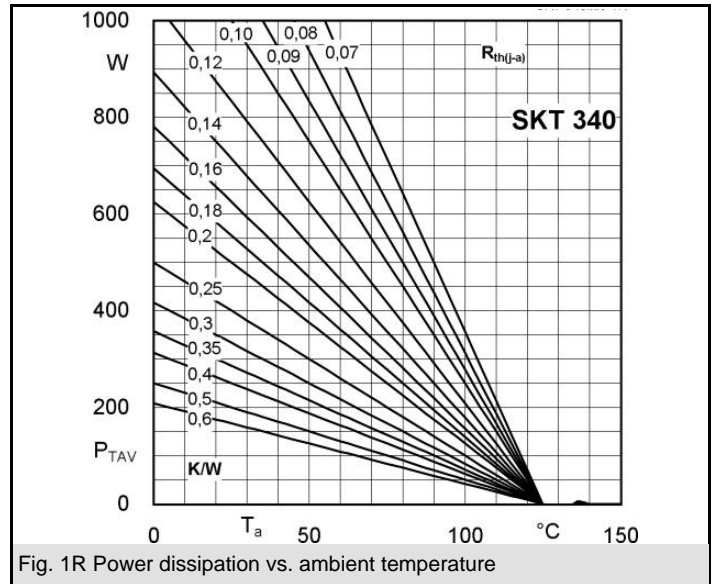
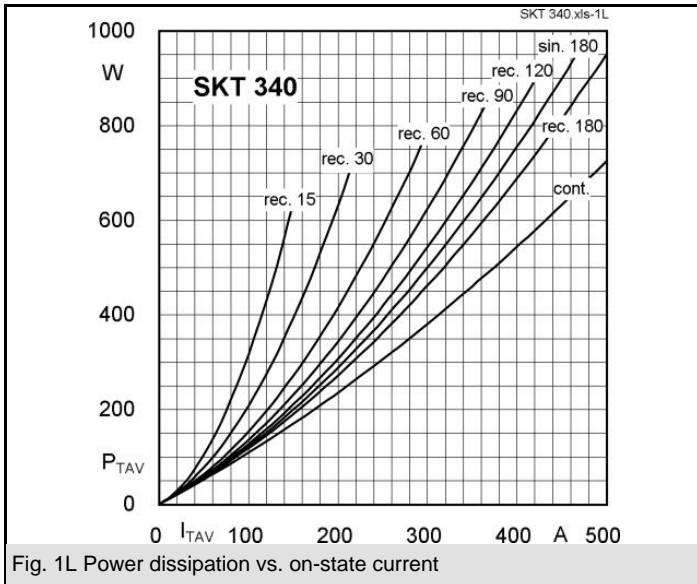
- DC motor control (e. g. for machine tools)
- Controlled rectifiers (e. g. for battery charging)
- AC controllers (e. g. for temperature control)
- Recommended snubber network e. g. for  $V_{VRMS} \leq 400$  V:  
 $R = 33 \Omega / 32$  W,  $C = 0,47 \mu F$

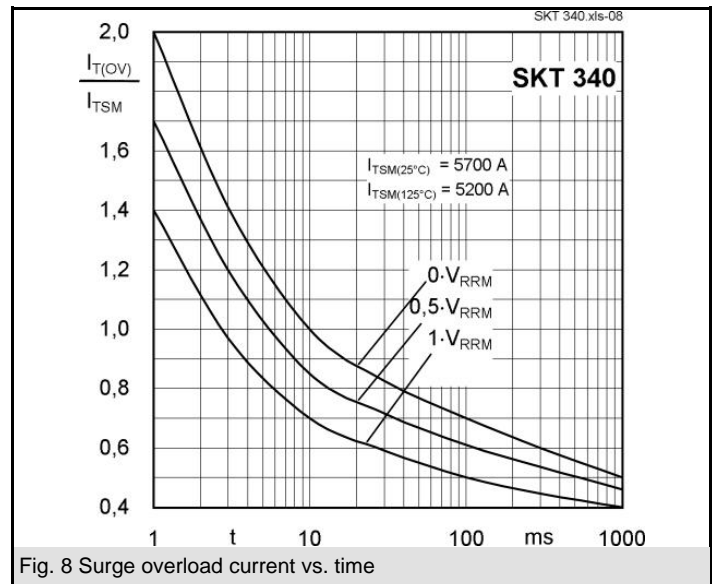
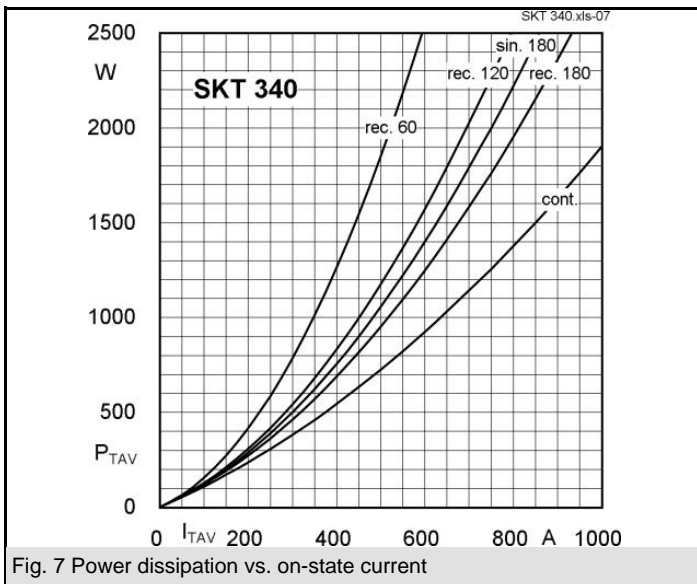
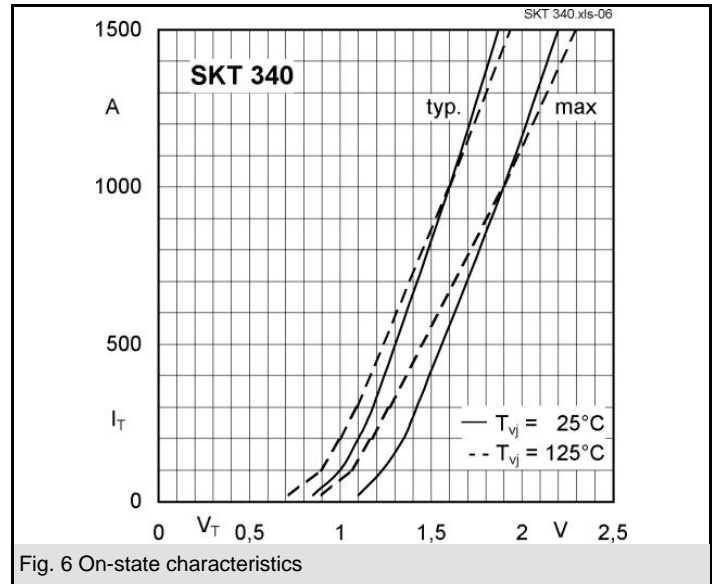
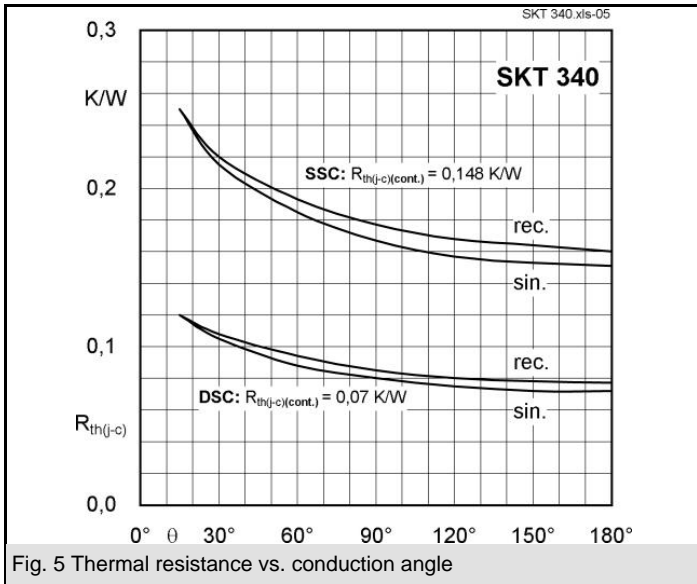
| $V_{RSM}$<br>V | $V_{RRM}, V_{DRM}$<br>V | $I_{TRMS} = 700$ A (maximum value for continuous operation)<br>$I_{TAV} = 340$ A (sin. 180; DSC; $T_c = 82$ °C) |  |
|----------------|-------------------------|---|--|
| 900            | 800                     | SKT 340/08E   |  |
| 1300           | 1200                    | SKT 340/12E   |  |
| 1500           | 1400                    | SKT 340/14E   |  |
| 1700           | 1600                    | SKT 340/16E   |  |
| 1900           | 1800                    | SKT 340/18E   |  |

| Symbol           | Conditions  | Values          | Units            |
|------------------|---|-----------------|------------------|
| $I_{TAV}$        | sin. 180; $T_c = 100$ (85) °C                           | 230 (323)       | A                |
| $I_D$            | 2 x P8/180; $T_a = 45$ °C; B2 / B6                      | 300 / 420       | A                |
|                  | 2 x P8/180F; $T_a = 35$ °C; B2 / B6                     | 620 / 870       | A                |
| $I_{RMS}$        | 2 x P8/180; $T_a = 45$ °C; W1C                          | 330             | A                |
| $I_{TSM}$        | $T_{vj} = 25$ °C; 10 ms                                 | 5700            | A                |
|                  | $T_{vj} = 125$ °C; 10 ms                                | 5200            | A                |
| $i^2t$           | $T_{vj} = 25$ °C; 8,3 ... 10 ms                         | 162000          | A <sup>2</sup> s |
|                  | $T_{vj} = 125$ °C; 8,3 ... 10 ms                        | 135000          | A <sup>2</sup> s |
| $V_T$            | $T_{vj} = 25$ °C; $I_T = 1000$ A                        | max. 1,9        | V                |
| $V_{T(TO)}$      | $T_{vj} = 125$ °C                                       | 1               | V                |
| $r_T$            | $T_{vj} = 125$ °C                                       | 0,9             | mΩ               |
| $I_{DD}; I_{RD}$ | $T_{vj} = 125$ °C; $V_{RD} = V_{RRM}; V_{DD} = V_{DRM}$ | max. 40         | mA               |
| $t_{gd}$         | $T_{vj} = 25$ °C; $I_G = 1$ A; $di_G/dt = 1$ A/μs       | 1               | μs               |
| $t_{gr}$         | $V_D = 0,67 * V_{DRM}$                                  | 2               | μs               |
| $(di/dt)_{cr}$   | $T_{vj} = 125$ °C                                       | max. 125        | A/μs             |
| $(dv/dt)_{cr}$   | $T_{vj} = 125$ °C; SKT ...D / SKT ...E                  | max. 500 / 1000 | V/μs             |
| $t_q$            | $T_{vj} = 125$ °C                                       | 50 ... 150      | μs               |
| $I_H$            | $T_{vj} = 25$ °C; typ. / max.                           | 150 / 400       | mA               |
| $I_L$            | $T_{vj} = 25$ °C; typ. / max.                           | 0,3 / 1         | mA               |
| $V_{GT}$         | $T_{vj} = 25$ °C; d.c.                                  | min. 2          | V                |
| $I_{GT}$         | $T_{vj} = 25$ °C; d.c.                                  | min. 150        | mA               |
| $V_{GD}$         | $T_{vj} = 125$ °C; d.c.                                 | max. 0,25       | V                |
| $I_{GD}$         | $T_{vj} = 125$ °C; d.c.                                 | max. 10         | mA               |
| $R_{th(j-c)}$    | cont.; DSC  | 0,07            | K/W              |
| $R_{th(j-c)}$    | sin. 180; DSC / SSC                                     | 0,072 / 0,151   | K/W              |
| $R_{th(j-c)}$    | rec. 120; DSC / SSC                                     | 0,08 / 0,168    | K/W              |
| $R_{th(c-s)}$    | DSC / SSC   | 0,02 / 0,04     | K/W              |
| $T_{vj}$         |   | - 40 ... + 125  | °C               |
| $T_{stg}$        |   | - 40 ... + 130  | °C               |
| $V_{isol}$       |   | -               | V~               |
| F                | mounting force  | 4 ... 5         | kN               |
| a                |   |                 | m/s <sup>2</sup> |
| m                | approx.   | 61              | g                |
| Case             |   | B 8             |                  |

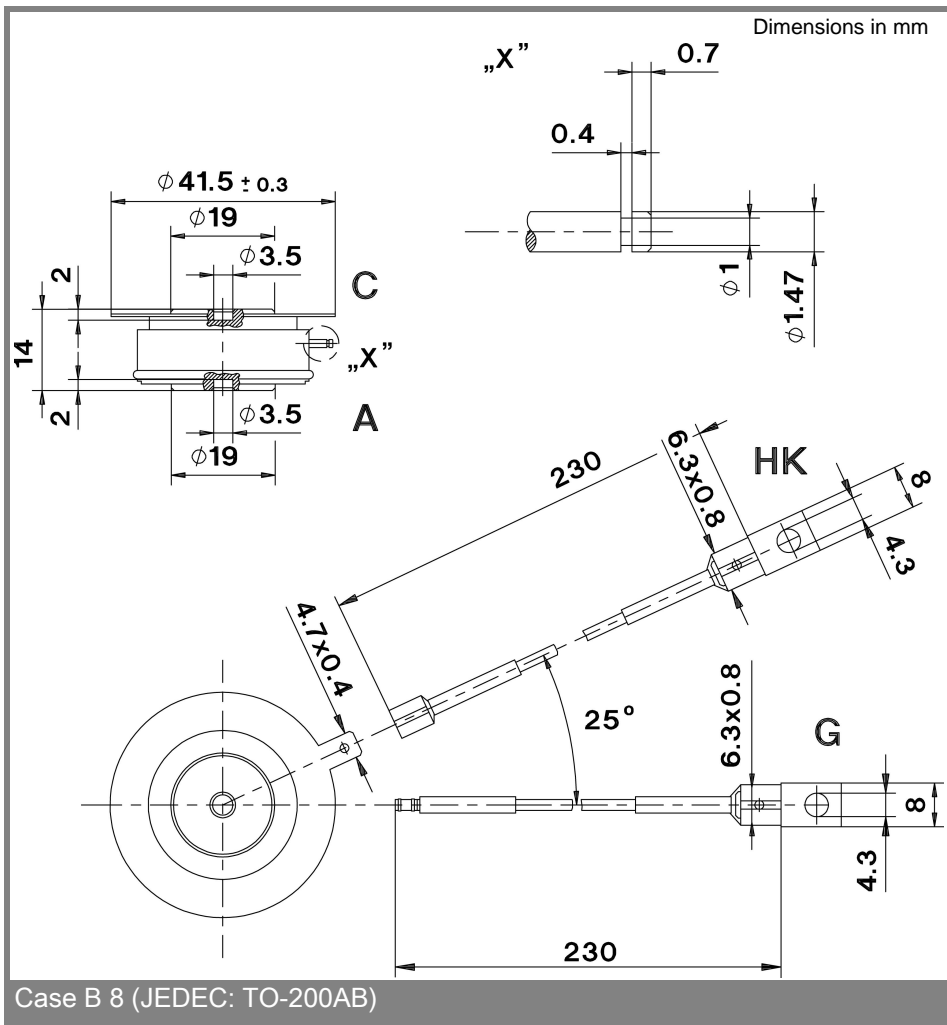


SKT





# SKT 340



This technical information specifies semiconductor devices but promises no characteristics. No warranty or guarantee expressed or implied is made regarding delivery, performance or suitability.